



boyd

2020 Catalog

Branch Floor Lamp

boyd



Shown in Satin Brass

Branch Floor Lamp

MODEL # 10722

Square tubes of hand-finished brass rotate for multi-directional illumination, which glows from behind satin white diffusers. The top arm rotates 235° and the lower arm stationary to ensure they do not interfere with each other. The Branch is made-to-order by hand in Colorado. Designed by Doyle Crosby.

MATERIALS

Hand-finished brass and satin white acrylic diffusers.

FINISHES

Satin Brass (shown), Blackened Brass, Antiqued Boyd Brass and Satin Nickel.

LAMPING

14 watt LED lamps (included) offer 2700°k or 3000°k, 90+ CRI illumination, providing ~850 lumens at 120 - 277v.

DIMENSIONS

W 31.38" x H 55.75" x D 19.75"

W 79.7 cm x H 141.6 cm x D 50.2 mm

WEIGHT

12 lbs.


5.5 kg.

NOTES

- UL listed (or equivalent)
- Cloth covered cord
- Dimmer switch located on cord
- Diffusers: satin white acrylic



31.38"



18.37"



Branch Sconce

boyd



Shown in Antiqued Boyd Brass

Branch Sconce

MODEL # 10720

Square tubes of hand-finished brass rotate for multi-directional illumination which glows from behind satin white diffusers. The top arm rotates 180° and the lower arm rotates 90° to ensure they do not interfere with each other. Branch is made-to-order by hand in Colorado. Designed by Doyle Crosby.

MATERIALS

Hand-finished brass and satin white acrylic diffusers.

FINISHES

Satin Brass, Antiqued Boyd Brass (shown), Blackened Brass and Satin Nickel.

LAMPING

14 watt LED lamps (included) offer 2700°k or 3000°k, 90+ CRI illumination, providing ~850 lumens at 120 or 277v. Driver must be mounted remotely. The LED lamps standard in this fixture may be dimmed using 0-10V low-voltage dimming controls and wiring. Other systems to be quoted.

DIMENSIONS

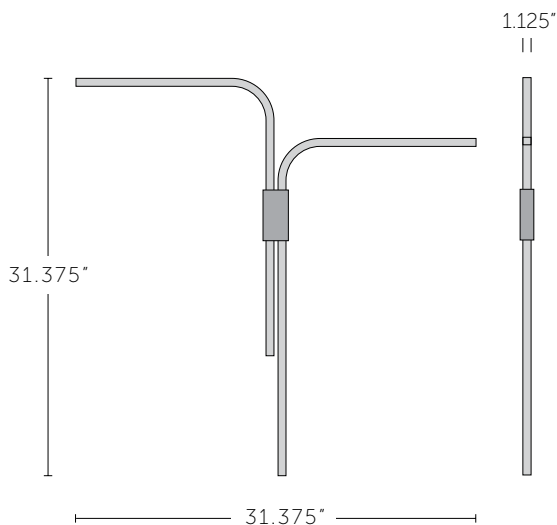
W 31.375" x H 31.375" x D 1.125"
W 79.7 cm x H 79.7 cm x D 29 mm

WEIGHT

7 lbs.
1.8 kg.

NOTES

- Backplate: W 2" x H 4" (51 mm x 10.2 cm)
- Center of outlet box to top of fixture: 10.875" (27.6 cm)
- For ADA compliance, height of center of outlet box above finished floor: 75" (190.5 cm)
- UL listed (or equivalent) for damp locations
- Available in left or right orientations.





Branch Table Lamp

MODEL # 10721

Square tubes of hand-finished brass rotate for multi-directional illumination which glows from behind satin white diffusers. Branch is made-to-order by hand in Colorado. Designed by Doyle Crosby.

MATERIALS

Hand-finished brass and satin white acrylic diffusers.

FINISHES

Blackened Brass (shown), Satin Brass, Antiqued Boyd Brass and Satin Nickel.

LAMPING

12 watt LED lamps (included) offer 2700°k or 3000°k, 90+ CRI illumination, providing ~700 lumens at 120 or 277v. On/off switch on base.

DIMENSIONS

W 26.5" x H 24.875" x B 7" x 5"

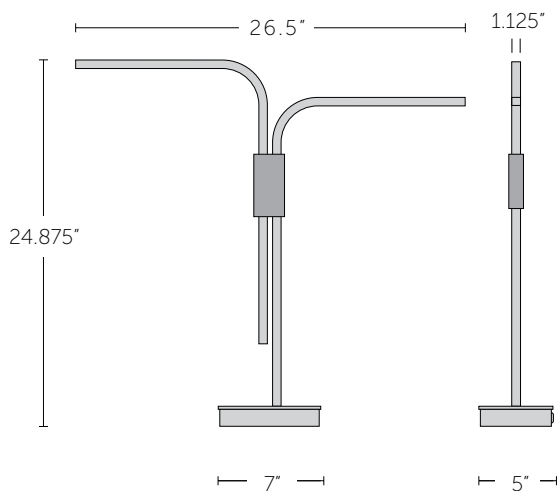
WEIGHT

8 lbs.

W 67.3 cm x H 63.2 cm x B 17.8 cm x 12.7 cm 3.6 kg.

NOTES

- UL listed (or equivalent)



Ghost Pendant Round

boyd



Shown in Dark Bronze

Ghost Pendant Round 36" & 48"

MODEL # 10702 (36"), 10703 (48")

Welded with great care is a hand-finished aluminum frame which holds an acrylic diffuser. In the off position, the Ghost is transparent. Turn it on and it becomes opaque. When LEDs illuminate the sides of the acrylic diffuser, light reflects up and down. Ghost is made-to-order by hand in Colorado. Designed by Doyle Crosby.

MATERIALS

Hand-finished aluminum and acrylic diffuser with micro-etched dots.

FINISHES

Satin Aluminum, Dark Bronze, Black Granite and Cloud (shown).

LAMPING

81 watt LED lamps (included) offer 2700°k or 3500°k, 90+ CRI illumination providing ~3600 lumens at 120 - 277v. Fixture can be dimmed using 0-10v low-voltage dimming controls and wiring.

DIMENSIONS

36": Dia. 36" x H 1"

Dia. 91 cm x H 5 cm

48": Dia. 48" x H 1"

Dia. 122 cm x H 5 cm

WEIGHT

12 lbs.

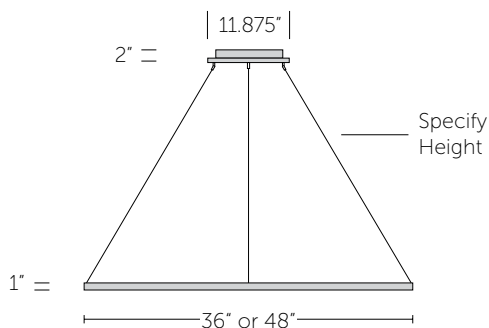
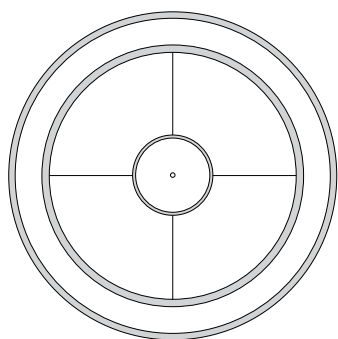
5.5 kg.

16 lbs.

7.3 kg.


NOTES

- Tunable LEDs coming Fall 2020.
- Stainless steel aircraft cables can be minimally adjusted on-site via spring-loaded cable grips.
- For 54% uplight and 46% downlight, choose the micro-etched dot pattern
- UL listed (or equivalent) for damp locations



Loop Double Sconce

boyd



Shown in Satin Brass

Loop Double Sconce

MODEL # 10726

A hand-finished loop of brass cradles a gently sloping white cased glass diffuser which emits warm illumination. Loop Double is made-to-order by hand in Colorado. Designed by Deirdre Jordan.

MATERIALS

Hand-finished brass and cased white glass diffuser.

FINISHES

Antiqued Boyd Brass, Blackened Brass, Satin Brass (shown), and Satin Nickel.

LAMPING

13 watt LED lamps (included) offer 2700°k or 3000°k or 3500°k, 90+ CRI illumination, providing ~1000 lumens at 120 or 277v. Standard fixture is not dimmable. Upcharges will apply for LED remote dimming depending on your dimming system. 50% greater lumen output. Contact your Boyd Rep.

DIMENSIONS

W 4.254" x H 24.375" x D 3.5"

W 10.8 cm x H 61.9 cm x D 89 mm

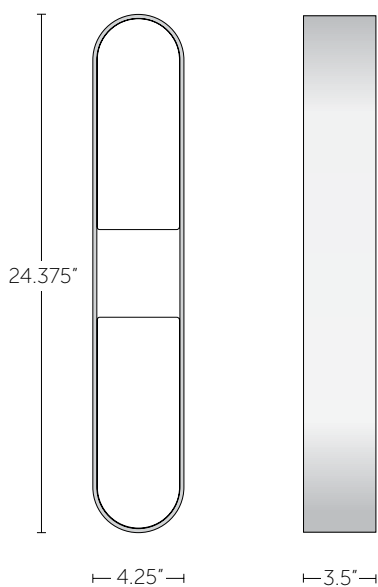
WEIGHT

15 lbs.

6.8 kg.


NOTES

- Center of outlet box to top of fixture: 5.125" (13 cm).
- ADA compliant at any mounting height
- UL listed (or equivalent) for damp locations



Loop Pendant

boyd



Shown in Satin Brass

Loop Pendant 36", 48" & 60"

MODEL # 10728 (36"), 10729 (48"), 10730 (60")

A hand-finished loop of brass cradles a gently sloping white cased glass diffuser which emits warm illumination. Loop Pendant is made-to-order by hand in Colorado. Designed by Deirdre Jordan.

MATERIALS

Hand-finished brass and cased white glass diffuser.

FINISHES

Antiqued Boyd Brass, Blackened Brass, Satin Brass (shown), and Satin Nickel.

LAMPING

36 watt LED lamps (included) offer 2700°k or 3000°k or 3500°k, 90+ CRI illumination, providing ~3000 lumens at 120 or 277v. Fixture may be dimmed using 0-10V dimming controls and wiring.

DIMENSIONS

36": W 4.25" x H 5" x L 36"

W 10.8 cm x H 12.7 cm x L 91.4 cm

48": W 4.25" x H 5" x L 48"

W 10.8 cm x H 12.7 cm x L 122 cm

60": W 4.25" x H 5" x L 60"

W 10.8 cm x H 12.7 cm x L 152.4 cm

WEIGHT

35 lbs.

15.9 kg.

40 lbs.

18.2 kg.

45 lbs.

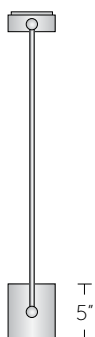
20.4 kg.

NOTES

- Specify Height Overall
- 36" Canopy: W 4.25" x L 36" (10.8 cm x 91.4 cm)
- 48" Canopy: W 4.25" x L 48" (10.8 cm x 122 cm)
- 60" Canopy: W 4.25" x L 60" (10.8 cm x 152.4 cm)
- UL listed (or equivalent) for damp locations



36", 48" or 60"



4.25"



Loop Single Sconce

boyd



Shown in Antiqued Boyd Brass

Loop Single Sconce

MODEL # 10725

A hand-finished loop of brass cradles a gently sloping white cased glass diffuser which emits warm illumination. Loop Single is made-to-order by hand in Colorado. Designed by Deirdre Jordan.

MATERIALS

Hand-finished brass and cased white glass diffuser.

FINISHES

Antiqued Boyd Brass (shown), Blackened Brass, Satin Brass, and Satin Nickel.

LAMPING

7 watt LED lamps (included) offer 2700°k or 3000°k or 3500°k, 90+ CRI illumination, providing ~500 lumens at 120 or 277v. Standard fixture is not dimmable. Upcharges will apply for LED remote dimming depending on your dimming system. 50% greater lumen output. Contact your Boyd Rep.

DIMENSIONS

W 4.25" x H 14" x D 3.5"

W 10.8 cm x H 35.6 cm x D 89 mm

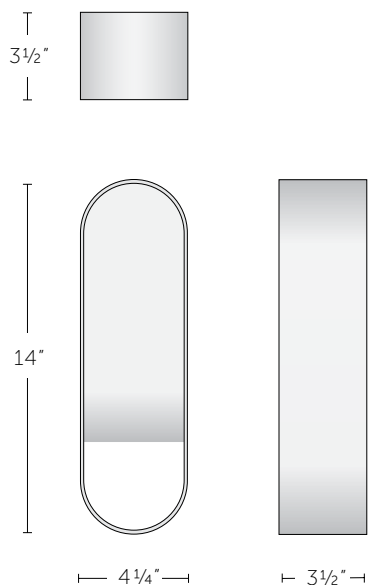
WEIGHT

7 lbs.

3.2 kg.

NOTES

- Center of outlet box to top of fixture: 5.125" (13 cm)
- ADA compliant at any mounting height
- UL listed (or equivalent) for damp locations





Pueblo Sconce

MODEL # 10699

Ambient light reveals itself from behind the folds of asymmetrical, hand-finished bronze. Pueblo is made-to-order by hand in Colorado. Designed by Deirdre Jordan.

MATERIALS

Hand-finished bronze.

FINISHES

Burnished Bronze (shown) and Cloud (shown).

LAMPING

4.6 watt LED lamps (included) offer 2700°k, 90+ CRI illumination, providing ~300 lumens at 120 - 277v. Driver must be mounted remotely. Upcharges will apply for LED dimming.

DIMENSIONS

W 6.5" x H 12" x D 1.75"

W 16.5 cm x H 30.5 cm x D 44 mm

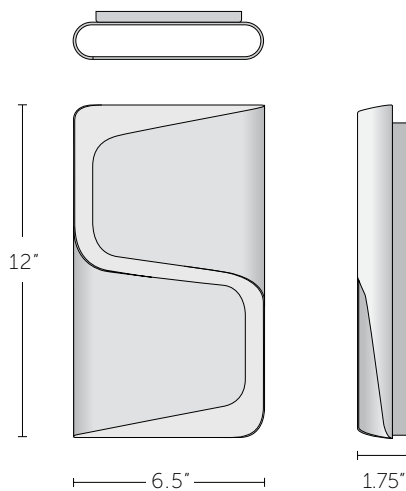
WEIGHT

5 lbs.

2.3 kg.

NOTES

- Backplate: W 11.5" x H 5" (29.2 cm x 12.7 cm)
- Center of outlet box to top of fixture: 6" (15.2 cm)
- ADA compliant at any mounting height
- UL listed (or equivalent) for damp locations





Santa Fe Sconce

MODEL # 10698

Ambient light reveals itself from behind the folds of asymmetrical, hand-finished bronze. Santa Fe is made-to-order by hand in Colorado. Designed by Deirdre Jordan.

MATERIALS

Hand-finished bronze.

FINISHES

Burnished Bronze (shown) and Cloud (shown).

LAMPING

6.3 watt LED lamps (included) offer 2700°k, 90+ CRI illumination, providing ~400 lumens at 120 or 277v. Driver must be mounted remotely. Upcharges will apply for LED dimming

DIMENSIONS

W 13.625" x H 7.25" x D 2.375"

W 34.6 cm x H 18.4 cm x D 60 mm

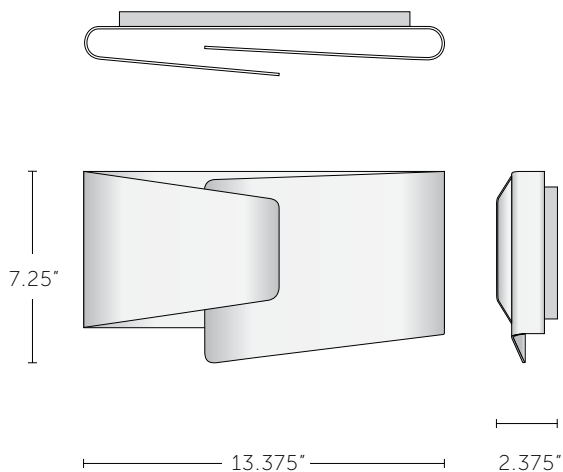
WEIGHT

5 lbs.

2.3 kg.

NOTES

- Backplate: W 11" x H 5" (27.9 cm x 12.7 cm)
- Center of outlet box to top of fixture: 3.25" (83 mm)
- ADA compliant at any mounting height
- UL listed (or equivalent) for damp locations



Taos Sconce

boyd



Shown in Matte White

Taos Sconce

MODEL # 10700

Ambient light reveals itself from behind the folds of asymmetrical, hand-finished bronze. Taos is made-to-order by hand in Colorado. Designed by Deirdre Jordan.

MATERIALS

Hand-finished bronze.

FINISHES

Burnished Bronze (shown) and Cloud (shown).

LAMPING

4.6 watt LED lamps (included) offer 2700°k, 90+ CRI illumination, providing ~300 lumens at 120 or 277v. Standard fixture is not dimmable. Upcharges will apply for LED remote dimming depending on your dimming system. 50% greater lumen output. Contact your Boyd Rep.

DIMENSIONS

W 6.625" x H 12" x D 3"

W 16.8 cm x H 30.5 cm x D 76 mm

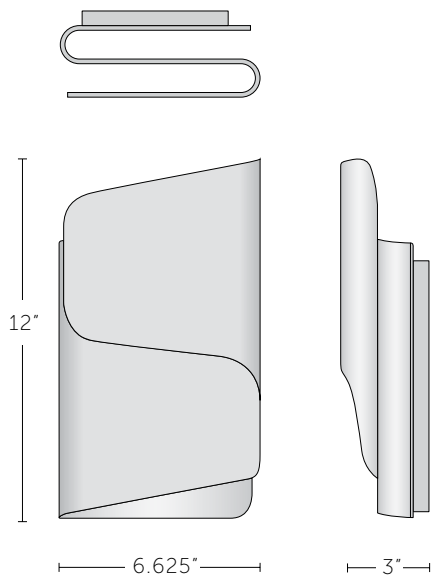
WEIGHT

5 lbs.

2.3 kg.


NOTES

- Backplate: W 6.125" x H 8.375" (15.6 cm x 21.3 cm)
- Center of outlet box to top of fixture: 7.375" (18.7 cm)
- ADA compliant at any mounting height
- UL listed (or equivalent) for damp locations



Ghost Pendant Rectangle

boyd



Shown in Satin Aluminum

Ghost Pendant Rectangle

MODEL # 10701

Welded with great care is a hand-finished aluminum frame which holds an acrylic diffuser. In the off position, the Ghost is transparent. Turn it on and it becomes opaque. When LEDs illuminate the sides of the acrylic diffuser, light reflects up and down. Ghost is made-to-order by hand in Colorado. Designed by Doyle Crosby.

MATERIALS

Hand-finished aluminum and acrylic diffuser with micro-etched dots.

FINISHES

Satin Aluminum (shown), Dark Bronze, Black Granite and Cloud.

LAMPING

81 watt LED lamps (included) offer 2700°k or 3500°k, 90+ CRI illumination providing ~3600 lumens at 120 - 277v. Fixture can be dimmed using 0-10v low-voltage dimming controls and wiring.

DIMENSIONS

W 25.25" x H 1" x L 49"

W 64 cm x H 2.5 cm x L 125 cm

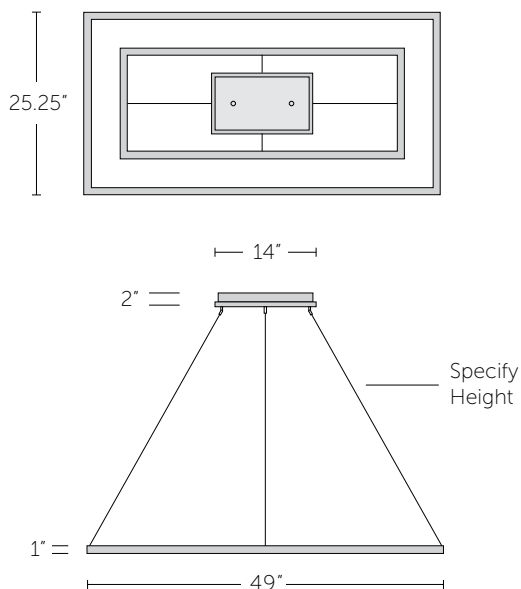
WEIGHT

12 lbs.

5.5 kg.

NOTES

- Canopy: W 14" x H 2" x L 8.375" x; 36 cm x 5 cm x 21 cm
- Tunable LEDs coming Fall 2020
- Stainless steel aircraft cables can be minimally adjusted on-site via spring-loaded cable grips.
- For 54% uplight and 46% downlight, choose the micro-etched dot pattern .
- UL listed (or equivalent) for damp locations



Plateau Sconce Round Exterior

boyd



Shown in Satin Nickel

Plateau Sconce Round

Exterior 6", 10" & 14"

MODEL # E10710 (6"), E10711 (10"), E10712

(14") Warm, ambient light glows from behind a plateau of bent brass as if it were the setting sun. Viewed from the front the sconces appear in silhouette, yet from the side the hand-finished brass bursts from the shadows like a landscape at sunrise. Plateau Round is made-to-order by hand in Colorado. Designed by Deirdre Jordan.

MATERIALS

Hand-finished brass.

FINISHES

Satin Brass and Satin Nickel (shown).

LAMPING

LED lamps (included) offer 2700°k, 90+ CRI illumination at 120 or 277v. The 6" sconce emits 2.4 watts providing ~200 lumens. Driver must be mounted remotely. Upcharges will apply for LED dimming. The 10" and 14" sconces emit 6.3 watts consuming ~ 400 lumens. The partially recessed driver requires a deep 3 1/2" octagonal j-box, or the driver must be mounted remotely. Upcharges will apply for LED remote dimming dependant on your dimming system. Contact your local Boyd Rep.

DIMENSIONS

6": Dia. 6" x D 1.125"

Dia. 15.2 cm x D 30 mm

10": Dia. 10" x D 1.25"

Dia. 25.4 cm x D 32 mm

14": Dia. 14" x D 1.25"

Dia. 35.6 cm x D 32 mm

WEIGHT

4 lbs.

1.8 kg.

6 lbs.

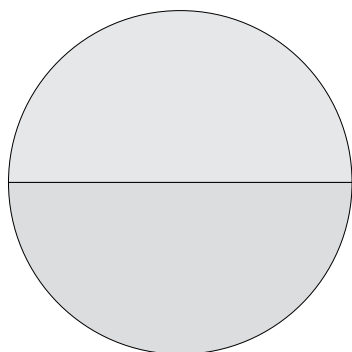
2.7 kg

8 lbs.

3.6 kg

NOTES

- 6" Backplate: 5" diam (12.7 cm) Centers on outlet box.
- 10" Backplate: 9" diam (22.9 cm) Centers on outlet box.
- 14" Backplate: 13" diam (33 cm) Centers on outlet box.
- ADA compliant at any mounting height
- UL listed (or equivalent) for damp locations



6", 10" or 14"



1.25"



Plateau Sconce Round Exterior

boyd



Shown in Satin Nickel

Plateau Sconce Round

Exterior 6", 10" & 14"

MODEL # E10710 (6"), E10711 (10"), E10712

(14") Warm, ambient light glows from behind a plateau of bent brass as if it were the setting sun. Viewed from the front the sconces appear in silhouette, yet from the side the hand-finished brass bursts from the shadows like a landscape at sunrise. Plateau Round is made-to-order by hand in Colorado. Designed by Deirdre Jordan.

MATERIALS

Hand-finished brass.

FINISHES

Satin Brass and Satin Nickel (shown).

LAMPING

LED lamps (included) offer 2700°k, 90+ CRI illumination at 120 or 277v. The 6" sconce emits 2.4 watts providing ~200 lumens. Driver must be mounted remotely. Upcharges will apply for LED dimming. The 10" and 14" sconces emit 6.3 watts consuming ~ 400 lumens. The partially recessed driver requires a deep 3 1/2" octagonal j-box, or the driver must be mounted remotely. Upcharges will apply for LED remote dimming dependant on your dimming system. Contact your local Boyd Rep.

DIMENSIONS

6": Dia. 6" x D 1.125"

Dia. 15.2 cm x D 30 mm

10": Dia. 10" x D 1.25"

Dia. 25.4 cm x D 32 mm

14": Dia. 14" x D 1.25"

Dia. 35.6 cm x D 32 mm

WEIGHT

4 lbs.

1.8 kg.

6 lbs.

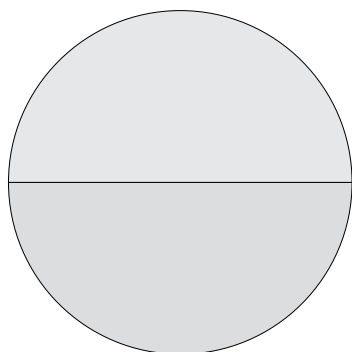
2.7 kg

8 lbs.

3.6 kg

NOTES

- 6" Backplate: 5" diam (12.7 cm) Centers on outlet box.
- 10" Backplate: 9" diam (22.9 cm) Centers on outlet box.
- 14" Backplate: 13" diam (33 cm) Centers on outlet box.
- ADA compliant at any mounting height
- UL listed (or equivalent) for damp locations



6", 10" or 14"



1.25"



Plateau Sconce Square Exterior

boyd



Shown in Satin Brass

Plateau Sconce Square

Exterior 6", 10" & 14"

MODEL # E10714 (6"), E10715 (10"), E10716

(14") Warm, ambient light glows from behind a plateau of bent brass as if it were the setting sun. Viewed from the front the sconces appear in silhouette, yet from the side the hand-finished brass bursts from the shadows like a landscape at sunrise. Plateau Square Exterior is made-to-order by hand in Colorado. Designed by Deirdre Jordan.

MATERIALS

Hand-finished brass.

FINISHES

Satin Brass (shown) and Satin Nickel.

LAMPING

LED lamps (included) offer 2700°k, 90+ CRI illumination at 120 or 277v. The 6" sconce emits 2.4 watts providing ~200 lumens. Driver must be mounted remotely. Upcharges will apply for LED dimming. The 10" and 14" sconces emit 6.3 watts consuming ~400 lumens. The partially recessed driver requires a deep 3 1/2" octagonal j-box, or the driver must be mounted remotely. Upcharges will apply for LED remote dimming dependent on your dimming system. Contact your local Boyd Rep.

DIMENSIONS

6": 6" sq. x D 1.125"

15.2 cm sq. x D 30 mm

10": 10" sq. x D 1.25"

25.4 cm sq. x D 32 mm

14": 14" sq. x D 1.25"

35.6 cm sq. x D 32 mm

WEIGHT

4 lbs.

1.8 kg.

7 lbs.


3.2 kg.

9 lbs.

4.1 kg.

NOTES

- 6" Backplate: 5" sq. (12.7 cm sq.) Centers on outlet box.
- 10" Backplate: 9" sq. (22.9 cm sq.) Centers on outlet box.
- 14" Backplate: 13" sq. (33 cm sq.) Centers on outlet box.
- ADA compliant at any mounting height
- UL listed (or equivalent) for damp locations



6", 10" or 14"

1.25"



Plateau Sconce Square Exterior

boyd



Shown in Satin Brass

Plateau Sconce Square

Exterior 6", 10" & 14"

MODEL # E10714 (6"), E10715 (10"), E10716

(14") Warm, ambient light glows from behind a plateau of bent brass as if it were the setting sun.

Viewed from the front the sconces appear in silhouette, yet from the side the hand-finished brass bursts from the shadows like a landscape at sunrise. Plateau Square Exterior is made-to-order by hand in Colorado.

Designed by Deirdre Jordan.

MATERIALS

Hand-finished brass.

FINISHES

Satin Brass (shown) and Satin Nickel.

LAMPING

LED lamps (included) offer 2700°k, 90+ CRI illumination at 120 or 277v. The 6" sconce emits 2.4 watts providing ~200 lumens. Driver must be mounted remotely. Upcharges will apply for LED dimming. The 10" and 14" sconces emit 6.3 watts consuming ~400 lumens. The partially recessed driver requires a deep 3 1/2" octagonal j-box, or the driver must be mounted remotely. Upcharges will apply for LED remote dimming dependent on your dimming system. Contact your local Boyd Rep.

DIMENSIONS

6": 6" sq. x D 1.125"

15.2 cm sq. x D 30 mm

10": 10" sq. x D 1.25"

25.4 cm sq. x D 32 mm

14": 14" sq. x D 1.25"

35.6 cm sq. x D 32 mm

WEIGHT

4 lbs.

1.8 kg.

7 lbs.


3.2 kg.

9 lbs.

4.1 kg.

NOTES

- 6" Backplate: 5" sq. (12.7 cm sq.) Centers on outlet box.
- 10" Backplate: 9" sq. (22.9 cm sq.) Centers on outlet box.
- 14" Backplate: 13" sq. (33 cm sq.) Centers on outlet box.
- ADA compliant at any mounting height
- UL listed (or equivalent) for damp locations



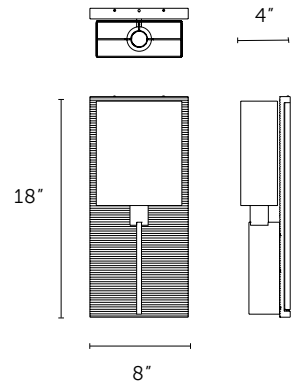
6", 10" or 14"

1.25"



SHOWN IN SATIN BRASS

10682 Pisces
Sconce



Height	Width	Projection	Net Wt.
18"	8"	4"	22 lbs
457mm	203 mm	102 mm	10 kg

Rectangular Box Shade:
7" L x 8 1/2" H x 3" D; 178 x 216 x 77 mm

Backplate: 8" W x 18" H; 203 x 457 mm

Center of outlet box to top of fixture:
9"; 229 mm

ADA compliant at any mounting height

UL listed (or equivalent) for damp locations

Shade: White Linen

Backplate is cast and may exhibit slight
imperfections, consistent with sand castings



LAMPING

- Incandescent**
- Candelabra base
 - One, B-10, 40W max
- LED**
- Screw-in lamp
 - Lamp not provided with fixture

STANDARD
FINISHES

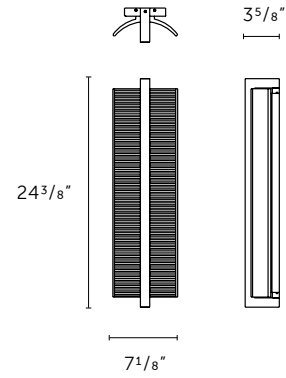
- Antiqued Boyd Brass
- Blackened Brass
- Satin Brass

SPECIALTY
FINISHES

- Satin Nickel



10681 Scorpio Sconce



Height	Width	Projection	Net Wt.
24 ³ / ₈ "	7 ¹ / ₈ "	3 ⁵ / ₈ "	28 lbs
619 mm	181 mm	92 mm	12.7 kg

Backplate: 4³/₈" W x 21¹/₄" H; 540 x 111 mm
Center of outlet box to top of fixture:
12¹/₈"; 308 mm
ADA compliant at any mounting height
UL listed (or equivalent) for damp locations
Backplate is cast and may exhibit slight
imperfections, consistent with sand castings



LAMPING

- LED**
- 17 watts max
 - Universal 120-277V
 - 2700°k
 - ~1100 lumens
 - Lamps included with fixture

The LED lamps standard in this fixture can be dimmed using 0-10V low voltage dimming controls and wiring.

STANDARD FINISHES

- Antiqued Boyd Brass
- Blackened Brass
- Satin Brass

SPECIALTY FINISHES

- Satin Nickel

SHOWN IN ANTIQUED BOYD BRASS



SHOWN IN SATIN NICKEL

10680 Capricorn Sconce

22"

5 3/8"

4"

Height

22"

559 mm

Width

5 3/8"

137 mm

Projection

4"

102 mm

Net Wt.

6 lbs

2.7 kg

Tapered Screw-on Half Shade:
5 3/8" W x 10 5/8" H (137 x 270 mm)

Center of outlet box to top of fixture:
11" (299 mm)

ADA compliant at any mounting height

UL listed (or equivalent) for damp locations

Shade: White Linen

LAMPING

Incandescent

- Candelabra base
- One, B-10, 25W max

LED

- Screw-in lamp


Lamp not provided with fixture

STANDARD FINISHES

- Antiqued Boyd Brass
- Blackened Brass
- Polished Brass
- Satin Brass

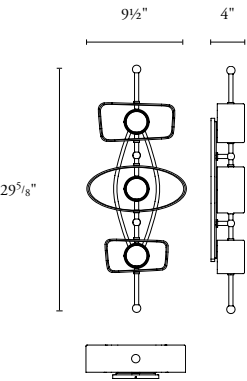
SPECIALTY FINISHES

- Polished Nickel
- Satin Nickel



FIXTURE SHOWN IN CLOUD
WITH 22K YELLOW GOLD LEAF INSIDE CAST FORM

10687 Totem Triple Sconce



Height	Width	Projection	Net Wt. (Cu/Al)
29 5/8"	9 1/2"	4"	14 lbs
752 mm	241 mm	102 mm	6.4kg

Backplate: 17 1/4" H x 5 1/2" W;
438 mm x 140 mm

Center of outlet box to top of fixture:
13 5/8"; 346 mm

UL listed (or equivalent) for damp locations



LAMPING

- LED**
- 3000° K / 90+ CRI
 - 120v (non-dimming); 277v available on dimmable sconce
 - 2 watts max
 - ~175 fixture lumens
 - Lamp included with fixture

Partially recessed driver requires a deep 3 1/2" octagonal j-box, or the driver must be mounted remotely

Upcharges will apply for LED remote dimming dependant on your dimming system. Contact your local Boyd Rep.

STANDARD FINISHES

- Fixture**
- Cloud
 - Coal
- Inside Cast Forms**
- Cloud (only available when Fixture is finished in Cloud)

OPTIONAL

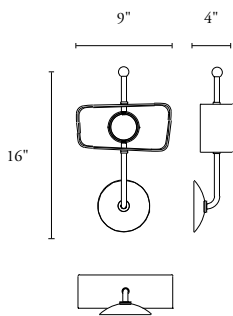
- Inside Cast Forms**
- 12k White Gold Leaf
 - 22k Yellow Gold Leaf
- Inset Backplate**
- 12k White Gold Leaf
 - 22k Yellow Gold Leaf

- Lamping**
- LED Dimming



FIXTURE SHOWN IN COAL
WITH 22K YELLOW GOLD LEAF INSIDE CAST FORM

10686 Totem Sconce
Trapezoid



Height	Width	Projection	Net Wt. (Cu/Al)
16"	9"	4"	6 lbs
406 mm	229 mm	102 mm	2.7 kg

Backplate: 5 1/2" D; 127 mm

Cast Form: 4 1/2" H x 9" W;
114 mm x 229 mm

Center of outlet box to top of fixture:
13 1/2"; 345 mm

UL listed (or equivalent) for damp locations

Can be mounted with stem pointing up or
pointing down

If ordered as a pair, one fixture will be a
mirror image of the one shown

ADA

LAMPING

LED

- 3000°K / 90+ CRI
- 120v (non-dimming); 277v available on dimmable sconce
- 2 watts max
- ~175 fixture lumens
- Lamp included with fixture

Partially recessed driver requires a deep 3 1/2" octagonal j-box, or the driver must be mounted remotely

Upcharges will apply for LED remote dimming dependant on your dimming system. Contact your local Boyd Rep.

STANDARD
FINISHES

- Fixture**
- Cloud
 - Coal
- Inside Cast Forms**
- Cloud (only available when Fixture is finished in Cloud)

OPTIONAL

- Inside Cast Forms**
- 12k White Gold Leaf
 - 22k Yellow Gold Leaf
- Lamping**
- LED Dimming



FIXTURE SHOWN IN CLOUD
WITH 22K YELLOW GOLD LEAF INSIDE CAST FORM

10685 Totem Sconce Oval

9½"

4"

16"

Backplate: 5" D; 117 mm

Cast Form: 4½" H x 9½" W;
144 mm x 214 mm

Center of outlet box to top of fixture:
13½"; 343 mm

UL listed (or equivalent) for damp locations

Can be mounted with stem pointing up or pointing down

ADA

Height	Width	Projection	Net Wt. (Cu/Al)
16"	9½"	4"	6 lbs
406 mm	241 mm	102 mm	2.7 kg

LAMPING

LED

• 3000°K / 90+ CRI

• 120v (non-dimming); 277v available on dimmable sconce

• 2 watts max

• ~175 fixture lumens

• Lamp included with fixture

Partially recessed driver requires a deep 3½" octagonal j-box, or the driver must be mounted remotely

Upcharges will apply for LED remote dimming dependant on your dimming system. Contact your local Boyd Rep.

STANDARD FINISHES

Fixture

• Cloud

• Coal

Inside Cast Forms

• Cloud (only available when Fixture is finished in Cloud)

OPTIONAL

Inside Cast Forms

• 12k White Gold Leaf

• 22k Yellow Gold Leaf

Lamping

• LED Dimming

30 Liberty Ship Way Suite 3150 · Sausalito CA 94965 · T +1.415.778.4300 F +1.415.778.4319 · boydlighting.com
Designed by Doyle Crosby. Patent Pending. All products FOB Colorado Springs, CO.
Please consult our website for current specifications. © 2017 Boyd Lighting. Patent Pending.

BACK



[BACK](#)





SHOWN IN ANTIQUED BOYD BRASS REFLECTOR
AND BLACKENED FRAME

10673

Elements: Earth
LED In-Wall 3'

1/8" I

wall

36⁵/₈"

5⁵/₈"

Height

36⁵/₈"
930 mm

Width

5⁵/₈"
143 mm

Projection

1/8"
3 mm

Net Wt.

16 lbs
7.3 kg

Backbox: 5" H x 36" W x 3¹/₄" D;
127 mm x 914 mm x 83 mm

Center of outlet box to top of fixture:
18¹/₄"; 464 mm

Reflector: brass plate with hammertone
details

Backbox: unfinished aluminum

Outer Frame: available in White Primer
for painting (standard), or Blackened Steel
(upcharge)

Horizontal or vertical mounting

This fixture requires recessed mounting. See
full installation instructions for mounting
details.

ADA compliant at all mounting heights

UL listed (or equivalent) for damp locations

Optional Cover Lens: clear acrylic (upcharge)

REQUIRED INFORMATION

Length: 36" nominal or 48" nominal

ADA

LAMPING

LED

• 2700°K / 90+ CRI

• 40 total watts

• Lamp included with fixture

Fixture can be dimmed using 0-10v low-voltage
dimming controls and wiring

STANDARD FINISHES

Outer Frame

• White Primer

Inner Reflector Panel

• Satin Brass

• Antiqued Boyd Brass

SPECIALTY FINISHES

Inner Reflector Panel

• Satin Nickel

OPTIONAL

Outer Frame

• Blackened

Cover Lens

• clear acrylic

10673

Elements: Earth
LED In-Wall 4'

1/8" I

wall

48⁵/₈"

5⁵/₈"

Height

48⁵/₈"
1235 mm

Width

5⁵/₈"
143 mm

Projection

1/8"
3 mm

Net Wt.

21 lbs
9.5 kg

Backbox: 5" H x 48" W x 3¹/₄" D;
127 mm x 1219 mm x 83 mm

Center of outlet box to top of fixture:
24¹/₄"; 616 mm

Reflector: brass plate with hammertone
details

Backbox: unfinished aluminum

Outer Frame: available in White Primer
for painting (standard), or Blackened Steel
(upcharge)

Horizontal or vertical mounting

This fixture requires recessed mounting. See
full installation instructions for mounting
details.

ADA compliant at all mounting heights

UL listed (or equivalent) for damp locations

Optional Cover Lens: clear acrylic (upcharge)

REQUIRED INFORMATION

Length: 36" nominal or 48" nominal

ADA

LAMPING

LED

• 2700°K / 90+ CRI

• 56 total watts

• Lamp included with fixture

Fixture can be dimmed using 0-10v low-voltage
dimming controls and wiring

STANDARD FINISHES

Outer Frame

• White Primer

Inner Reflector Panel

• Satin Brass

• Antiqued Boyd Brass

SPECIALTY FINISHES

Inner Reflector Panel

• Satin Nickel

OPTIONAL

Outer Frame

• Blackened

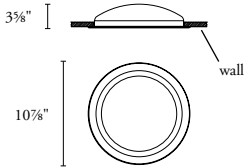
Cover Lens

• clear acrylic



SHOWN IN
WHITE PRIMER AND
YELLOW GOLD LEAF

10656 Portal Sconce I



Diameter	Overall Depth	Net Wt.
10 7/8" 276 mm	3 5/8" 92 mm	3 lbs 1.3 kg

UL listed (or equivalent) for damp locations

This fixture requires recessed mounting. See full installation instructions for mounting details.

Trim Ring: available in White Primer for painting (standard), or in Blackened Steel (upcharge)

ADA compliant at all mounting heights

LAMPING

- LED**
- 21 total watts
 - Standard 3000K/90+ CRI
 - Universal 120v-277v
 - ≈ 1,050 Fixture Lumens
 - Lamps included with fixture

Fixture can be dimmed using 0-10v low voltage dimming controls and wiring.

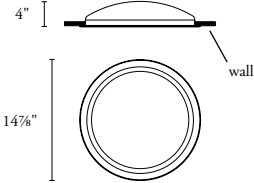
STANDARD FINISHES

- Trim Ring**
- White Primer
- Interior Bowl**
- Matte White
 - Sterling Gold

OPTIONAL

- Trim Ring**
- Blackened Steel
- Interior Bowl**
- 22k Yellow Gold
 - 12k White Gold
 - Aluminum Leaf

10657 Portal Sconce II



Diameter	Overall Depth	Net Wt.
14 7/8" 378 mm	4" 102 mm	4 lbs 1.8 kg

UL listed (or equivalent) for damp locations

This fixture requires recessed mounting. See full installation instructions for mounting details.

Trim Ring: available in White Primer for painting (standard), or in Blackened Steel (upcharge)

ADA compliant at all mounting heights

LAMPING

- LED**
- 24 total watts
 - Standard 3000K/90+ CRI
 - Universal 120v-277v
 - ≈ 1,250 Fixture Lumens
 - Lamps included with fixture

Fixture can be dimmed using 0-10v low voltage dimming controls and wiring.

STANDARD FINISHES

- Trim Ring**
- White Primer
- Interior Bowl**
- Matte White
 - Sterling Gold

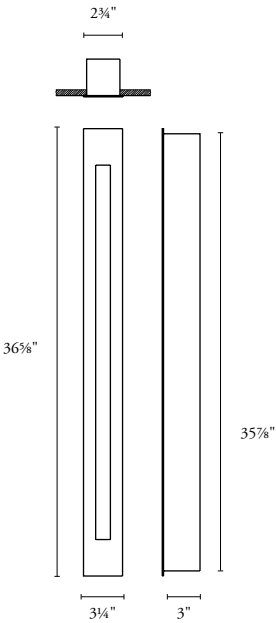
OPTIONAL

- Trim Ring**
- Blackened Steel
- Interior Bowl**
- 22k Yellow Gold
 - 12k White Gold
 - Aluminum Leaf

SHOWN IN
WHITE PRIMER AND
WHITE GOLD LEAF

10627 Sunbeam
LED In-Wall

Height	Width	Projection	Net Wt.
36 ⁵ / ₈ "	3 ¹ / ₄ "	1 ¹ / ₈ "	13 lbs
930 mm	83 mm	3 mm	5.9 kg



Backbox: 2 3/4" W x 35 7/8" H x 3" D;
70 mm x 911 mm x 76 mm

Center of outlet box to top of fixture:
18 1/4"; 464 mm

Backbox: matte black

Outer frame: available in White Primer for
painting (standard), or blackened (upcharge)

Horizontal or vertical mounting

This fixture requires recessed mounting. See
full installation instructions for mounting
details.

ADA compliant at all mounting heights

UL listed (or equivalent) for damp locations



LAMPING

- LED**
- 27 total watts
 - Standard 2700K/90+ CRI
 - Universal 120v-277v
 - ≈ 900 Fixture Lumens
- Lamps included with fixture

Fixture can be dimmed using 0-10v low
voltage dimming controls and wiring

STANDARD
FINISHES

- Outer Frame**
- White primer

- Interior**
- Sterling Gold
 - Sunbeam Gold

OPTIONAL

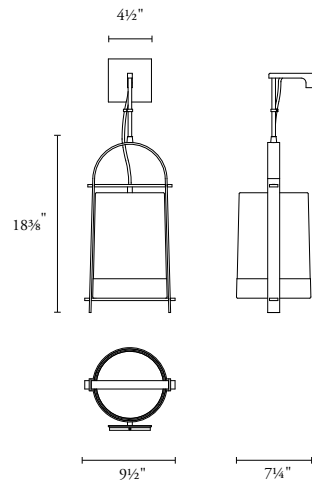
- Outer Frame**
- Blackened

- Interior**
- 22k Yellow Gold
 - 12k White Gold



SHOWN IN
BLACKENED BRASS

10605 To-Ji Sconce



Overall Height	Frame Height	Width	Projection	Net Wt.
Specify	18 ³ / ₈ "	9 ¹ / ₂ "	8 ⁵ / ₈ "	9 lbs
	467 mm	241 mm	219 mm	4.1 kg

Shade: 7¹/₄" x 7³/₄" x 11"; 184 x 197 x 279 mm
Backplate: 4¹/₂" sq; 114 mm
Center of outlet box to top of fixture: 2¹/₂"; 64 mm
UL listed (or equivalent) for damp locations
Shade: white rayon/acetate blend with 2¹/₂" external opaque banding
Top and bottom diffusers: white acrylic
Cord management clip provided

REQUIRED INFORMATION

- Height Overall: 26¹/₂" - 35¹/₂"; 762 - 1219 mm
- Cord Options: Charcoal, Dark Olive, Red, Silver, Warm Tan or Black

LAMPING

- Incandescent**
- One, Medium base, A-21, 100w max
 - Compatible with LED Screw-in lamps

Lamp not included with fixture

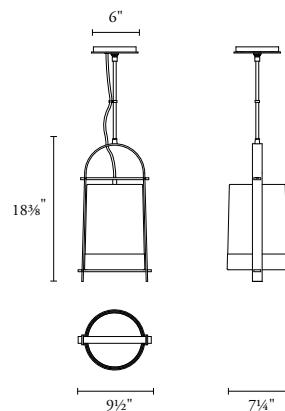
STANDARD FINISHES

- Antiqued Boyd Brass
- Blackened Brass
- Satin Brass
- Gossamer Gold

SPECIALTY FINISHES

- Satin Nickel

10601 To-Ji Pendant I



Overall Height	Frame Height	Width	Net Wt.
Specify	18 ³ / ₈ "	9 ¹ / ₂ "	10 lbs
	467 mm	241 mm	4.5 kg

Shade: 7¹/₄" x 7³/₄" x 11"; 184 x 197 x 279 mm
Canopy: 6" sq; 152 mm
UL listed (or equivalent) for damp locations
Shade: white rayon/acetate blend with 2¹/₂" external opaque banding
Top and bottom diffusers: white acrylic
Cord management clip provided

REQUIRED INFORMATION

- Height Overall: 30" - 48"; 762 - 1219 mm
- Cord Options: Charcoal, Dark Olive, Red, Silver, Warm Tan or Black

LAMPING

- Incandescent**
- One, Medium base, A-21,150w max
 - Compatible with LED Screw-in lamps

Lamp not included with fixture

STANDARD FINISHES

- Antiqued Boyd Brass
- Blackened Brass
- Satin Brass
- Gossamer Gold

SPECIALTY FINISHES

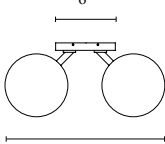
- Satin Nickel



SHOWN IN
POLISHED NICKEL (BACKPLATE, SPIKE AND CRADLE) AND
SATIN BRASS (ARM AND BACKPLATE FRAME)

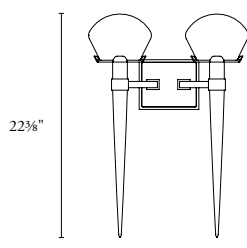
10591 Comet Sconce Double

6"



16 1/8"

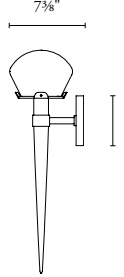
22 3/8"



7 3/8"

5"

7 3/8"



Height

22 3/8"

568 mm

Width

16 1/8"

410 mm

Projection

7 3/8"

187 mm

Net Wt.

17 lbs

7.7 kg

Backplate: 6" W x 5" H; 152 x 127 mm

Shade: 6 3/8" W x 4 5/8" H; 162 x 117 mm

Center of outlet box to top of fixture: 7"; 178 mm

For ADA compliance, height of center of outlet box above finished floor: 95 1/2"; 2426 mm

UL listed (or equivalent) for damp locations

Backplate, spike and cradle sand-castings may exhibit slight imperfections, consistent with castings

*Please note the Antiqued Boyd Brass and Antiqued Boyd Nickel finishes on this fixture are highlighted. Please see website for details.

REQUIRED INFORMATION

• Shade: Clear or inside frosted glass

• Optional Combo Finish: choose one finish for the Backplate, Spike and Cradle, and another finish for the Arm and Backplate Frame.

LAMPING

Incandescent

• Two, B-10, Candelabra base, 40w max

• Compatible with LED Screw-in lamps

Lamps not included with fixture

STANDARD FINISHES

• Antiqued Boyd Brass*

• Polished Brass

• Blackened Brass

• Satin Brass

SPECIALTY FINISHES

• Antiqued Boyd Nickel*

• Polished Nickel

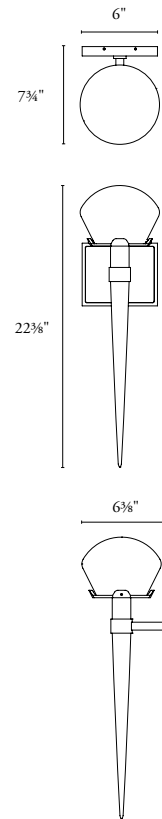
• Satin Nickel

• Combo



SHOWN IN
ANTIQUED BOYD BRASS (BACKPLATE, SPIKE AND CRADLE) AND
POLISHED BRASS (ARM AND BACKPLATE FRAME)

10590 Comet Sconce



Height	Width	Projection	Net Wt.
22 ³ / ₈ "	6 ³ / ₈ "	7 ³ / ₄ "	12 lbs
568 mm	162 mm	197 mm	5.5 kg

Backplate: 6" W x 5" H; 152 x 127 mm

Shade: 6³/₈" W x 4⁵/₈" H; 162 x 117 mm

Center of outlet box to top of fixture:
7"; 178 mm

For ADA compliance, height of center of
outlet box above finished floor:
95¹/₂"; 2426 mm

UL listed (or equivalent) for damp locations

Backplate, spike and cradle sand-castings
may exhibit slight imperfections, consistent
with castings

*Please note the Antiqued Boyd Brass
and Antiqued Boyd Nickel finishes on the
Backplate, Body and Cradle are highlighted.
Please see website for details.

REQUIRED INFORMATION

- Shade: Clear or inside frosted glass
- Optional Combo Finish: choose one finish
for the Backplate, Spike and Cradle, and
another finish for the Arm and Backplate
Frame.

LAMPING

Incandescent

- One, Candelabra base, B-10, 40w max
- Compatible with LED Screw-in lamps

Lamp not included with fixture

STANDARD
FINISHES

- Antiqued Boyd Brass*
- Polished Brass
- Blackened Brass
- Satin Brass

SPECIALTY
FINISHES

- Antiqued Boyd
Nickel*
- Polished Nickel
- Satin Nickel
- Combo



SHOWN IN
GOSSAMER GOLD AND
ETCHED GLASS

10548 Icicle Wand Sconce

5"

3"

22"

22"

Height

22"

559 mm

Width

5¹/₈"

130 mm

Projection

3³/₈"

86 mm

Net Wt.

8 lbs

3.6 kg

Center of outlet box to top of fixture:
11"; 279 mm

ADA compliant at any mounting height

UL listed (or equivalent) for damp locations

REQUIRED INFORMATION

• Illuminated element: clear or etched crystal-like glass

ADA

LAMPING

LED

• 6w max

• Voltage 120 (non-dimming)

• ≈ 400 Fixture Lumens

• Universal 120v-277v

• Lamps included with fixture

The LED lamps standard in this fixture can be dimmed using 0-10V low-voltage dimming controls and wiring.

STANDARD FINISHES

• Antiqued Boyd Brass

• Blackened Brass

• Gossamer Gold

• Satin Brass

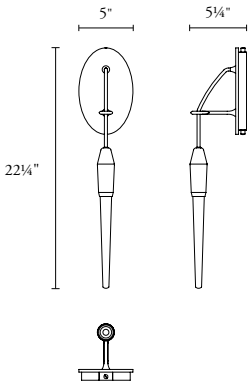
SPECIALTY FINISHES

• Satin Nickel



SHOWN IN
SATIN BRASS AND
WARM TAN CORD AND
CLEAR GLASS

10540 Icicle
Drop Sconce



Height	Width	Projection	Net Wt.
22 1/4"	5"	5 1/4"	5 lbs
565 mm	127 mm	133 mm	2.3 kg

Oval backplate: 5" x 8"; 127 x 203 mm

Center of outlet box to top of fixture:
4"; 102 mm

For ADA compliance, height of center of
outlet box above finished floor:
98 1/4"; 2496 mm

UL listed (or equivalent) for damp locations

REQUIRED INFORMATION

- Hanging element: clear or etched
crystal-like glass
- Cord Options: Charcoal, Dark Olive, Red,
Silver, Warm Tan or Black

LAMPING

LED

- 3w max
- Voltage 120 (non-dimming)
- Standard 2700°K/90+ CRI
- ≈ 200 Fixture Lumens
- 277v available on dimmable sconce
- Lamp included with fixture

Upcharges will apply for 0-10v LED dimming.
This sconce must be mounted on a 3 1/2"
octagonal J-box when dimming is selected.
Contact your local Boyd rep for more
information.

STANDARD
FINISHES

- Antiqued Boyd
Brass
- Blackened Brass
- Polished Brass
- Satin Brass

SPECIALTY
FINISHES

- Polished Nickel
- Satin Nickel

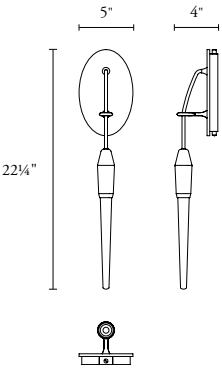
OPTIONAL

- LED Dimming



SHOWN IN
SATIN BRASS AND
WARM TAN CORD AND
CLEAR GLASS

**10541 Icicle Drop
ADA Sconce**



Height	Width	Projection	Net Wt.
22 1/4"	5"	4"	5 lbs
565 mm	127 mm	102 mm	2.3 kg

Oval backplate: 5" x 8"; 127 x 203 mm

Center of outlet box to top of fixture:
4"; 102 mm

ADA compliant at any mounting height

UL listed (or equivalent) for damp locations

REQUIRED INFORMATION

- Hanging element: clear or etched crystal-like glass
- Cord Options: Charcoal, Dark Olive, Red, Silver, Warm Tan or Black



LAMPING

LED

- 3w max
- Voltage 120 (non-dimming)
- Standard 2700°K/90+ CRI
- ≈ 200 Fixture Lumens
- 277v available on dimmable sconce
- Lamp included with fixture

Upcharges will apply for 0-10v LED dimming. This sconce must be mounted on a 3 1/2" octagonal J-box when dimming is selected. Contact your local Boyd rep for more information.

**STANDARD
FINISHES**

- Antiqued Boyd Brass
- Blackened Brass
- Polished Brass
- Satin Brass

**SPECIALTY
FINISHES**

- Polished Nickel
- Satin Nickel

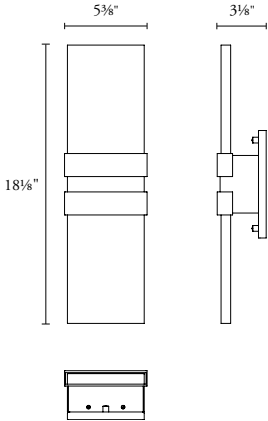
OPTIONAL

- LED Dimming



SHOWN IN
ANTIQUED BOYD BRASS

10534 Tonic Sconce



Height	Width	Projection	Net Wt.
18 1/8"	5 3/8"	3 1/8"	8 lbs
460 mm	137 mm	79 mm	3.6 kg

Backplate: 5" x 7" H; 127 x 178 mm
Center of outlet box to top of fixture:
9 1/8"; 232 mm
ADA compliant at any mounting height
UL listed (or equivalent) for damp locations
CE Approved version available upon special
request (no upcharge)
Diffuser: bubble-infused clear glass
Also available in specialty powder coats



LAMPING

LED
• 6 total watts max
• Universal 120v-277v
• Standard 2700°K/90+ CRI
• ≈ 500 Fixture Lumens
• Lamps included with fixture

The LED lamps standard in this fixture can be dimmed using 0-10V low-voltage dimming controls and wiring.

CE Approved version available upon special request (no upcharge)

STANDARD
FINISHES

- Antiqued Boyd Brass
- Blackened Brass
- Gloss White
- Satin Brass

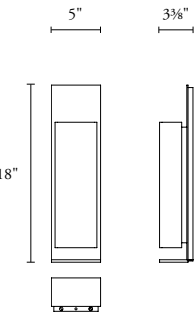
SPECIALTY
FINISHES

- Satin Nickel



SHOWN IN
SATIN ALUMINUM

10531 MiamiCita
Sconce



Height	Width	Projection	Net Wt.
18"	5"	3 3/8"	6 lbs
457 mm	127 mm	86 mm	2.7 kg

Center of outlet box to top of fixture:
9"; 228 mm

ADA compliant at any mounting height

UL listed (or equivalent) for damp locations

Diffuser: satin white acrylic

End diffusers: satin white acrylic

Also available in specialty powder coats

Photometric report and ies file available for
download at www.boydlighting.com



LAMPING

LED

- 7w max
- Standard 2700°K / 90+ CRI
- Universal 120v-277v
- ≈ 450 Fixture Lumens
- Lamps included with fixture

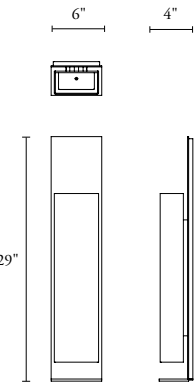
The LED lamps standard in this fixture can be
dimmed using 0-10V low-voltage dimming
controls and wiring.

- STANDARD
FINISHES**
- Satin Aluminum
- SPECIALTY
FINISHES**
- Blackened
Aluminum



SHOWN IN
BLACKENED BRASS

10530 Miami Sconce



Height	Width	Projection	Net Wt.
29"	6"	4"	17 lbs
737 mm	152 mm	102 mm	7.7 kg

Center of outlet box to top of fixture:
14½"; 368 mm

ADA compliant at any mounting height

UL listed (or equivalent) for damp locations

Diffuser: Satin White acrylic

End diffusers: Satin White acrylic

Photometric report and ies file available for
download at www.boydlighting.com



LAMPING

LED

- 12w max
- Standard 2700°K / 90+ CRI
- Universal 120v-277v
- ≈ 775 Fixture Lumens
- Lamp included with fixture

The LED lamps standard in this fixture can be dimmed using 0-10V low-voltage dimming controls and wiring.

STANDARD
FINISHES

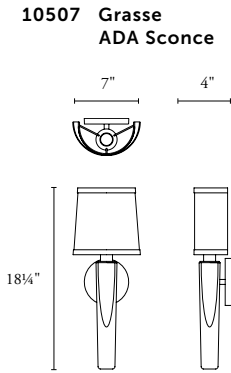
- Antiqued Boyd Brass
- Blackened Brass
- Satin Brass

SPECIALTY
FINISHES

- Satin Nickel



SHOWN IN
ANTIQUED BOYD BRASS AND
WHITE GLASS



10507	Grasse ADA Sconce	Height	Width	Projection	Net Wt.
		18 1/4"	7"	4"	7 lbs
		464 mm	178 mm	102 mm	3.2 kg
Screw-on Half Shade: 6" x 7" x 6 3/4" H; 152 x 178 x 171 mm					
Backplate: 4 3/4" dia x 3/5" H; 121 x 15 mm					
Center of outlet box to top of fixture: 9 1/2"; 241 mm					
ADA compliant at any mounting height					
UL listed (or equivalent) for damp locations					
Bubble size and color will vary; small air bubbles in glass are common					
Shade: white linen					
REQUIRED INFORMATION					
• Hand blown glass stem: Blue, Grey, Orange, White					



LAMPING

Incandescent

- One, Candelabra base, B-10, 40w max
- Compatible with LED Screw-in lamps

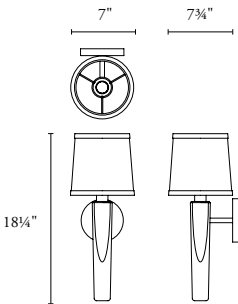
Lamp not included with fixture

- STANDARD FINISHES**
- Antiqued Boyd Brass
 - Blackened Brass
 - Polished Brass
 - Satin Brass
- SPECIALTY FINISHES**
- Satin Nickel
 - Polished Nickel



SHOWN IN
POLISHED NICKEL AND
ORANGE GLASS

10506 Grasse Sconce



Height	Width	Projection	Net Wt.
18 1/4"	7"	7 3/4"	8 lbs
464 mm	178 mm	197 mm	3.6 kg

Screw-on Shade: 6" x 7" x 6 3/4" H; 152 x 178 x 171 mm

Backplate: 4 3/4" dia x 3/5"; 121 x 15 mm

Center of outlet box to top of fixture: 9 1/2"; 241 mm

For ADA compliance, height of center of outlet box above finished floor: 88 3/4"; 2254 mm

UL listed (or equivalent) for damp locations

Bubble size and color will vary; small air bubbles in glass are common.

Shade: white linen

Optional: mirror mount modification available

REQUIRED INFORMATION

- Hand blown glass stem: Blue, Grey, Orange or White

LAMPING

Incandescent

- One, B-10, 60w max
- Compatible with LED Screw-in lamps

Lamp not included with fixture

STANDARD FINISHES

- Antiqued Boyd Brass
- Blackened Brass
- Polished Brass
- Satin Brass

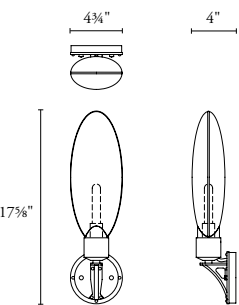
SPECIALTY FINISHES

- Satin Nickel
- Polished Nickel



SHOWN IN
ANTIQUED BOYD BRASS AND
ALUMINUM LEAFED GLASS

**10494 Steampunk
Sconce**



Height	Width	Projection	Net Wt.
17 ⁵ / ₈ "	4 ³ / ₄ "	4"	5 lbs
448 mm	121 mm	102 mm	2.3 kg

Backplate: 4³/₄" dia x ⁵/₈"; 121 x 16 mm
Center of outlet box to top of fixture:
15¹/₄"; 387 mm
ADA compliant at any mounting height
UL listed (or equivalent) for damp locations
Diffuser: clear blown glass (standard), or
clear blown glass backed with 12K White
Gold leaf, 22K Yellow Gold leaf, or Aluminum
leaf (upcharge)
Optional: mirror mount modification
available



LAMPING

Incandescent
• One, Intermediate base, T-6.5, 60w max

Candelabra base adaptor is included with fixture.
Lamp not included with fixture.

**STANDARD
FINISHES**

Fixture
• Antiqued Boyd
Brass

Diffuser
• Clear blown glass

**SPECIALTY
FINISHES**

Fixture
• Satin Nickel

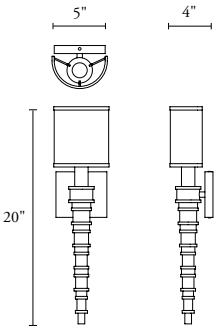
OPTIONS

Diffuser
• Aluminum Leaf
• 12k White Gold
Leaf
• 22k Yellow Gold
Leaf



SHOWN IN
POLISHED BRASS AND
CHOCOLATE SHAGREEN

10474 Topanga II
ADA Sconce



Height	Width	Projection	Net Wt.
20"	5"	4"	8 lbs
508 mm	127 mm	102 mm	3.6 kg

Screw-on half shade: 5" W x 5½ H"; 127 x 140 mm

Backplate: 4¾" x 4¼" H; 121 x 108 mm

Center of outlet box to top of fixture: 8"; 203 mm

ADA compliant at any mounting height

UL listed (or equivalent) for damp locations

Shade: white linen

Optional: mirror mount modification available

Choice of shagreen or wood collars

REQUIRED INFORMATION

- Shagreen collar: Charcoal, Chocolate, Peony, Sage Green or Sand. Shagreen is subject to dye lot and cut variations.
- Wood collar: Grey Cerused Oak, Natural Maple or Natural Walnut



LAMPING

Incandescent

- One, Candelabra base, B-10, 40w max
- Compatible with LED Screw-in lamps

Lamp not included with fixture

STANDARD FINISHES

- Antiqued Boyd Brass
- Blackened Brass
- Polished Brass
- Satin Brass

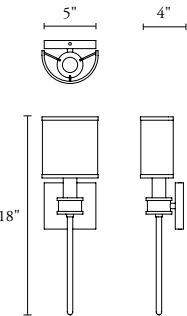
SPECIALTY FINISHES

- Satin Nickel
- Polished Nickel



SHOWN IN
POLISHED NICKEL AND
SAND SHAGREEN

10473 Topanga I
ADA Sconce



Height	Width	Projection	Net Wt.
18"	5"	4"	5 lbs
457 mm	127 mm	102 mm	2.3 kg

Screw-on half shade: 5" W x 5½ H"; 127 x 140 mm

Backplate: 4¾" x 4¼" H; 121 x 108 mm

Center of outlet box to top of fixture: 8"; 203 mm

ADA compliant at any mounting height

UL listed (or equivalent) for damp locations

Shade: white linen

Optional: mirror mount modification available

Choice of shagreen or wood collar

REQUIRED INFORMATION

- Shagreen collar: Charcoal, Chocolate, Peony, Sage Green or Sand. Shagreen is subject to dye lot and cut variations.
- Wood collar: Grey Cerused Oak, Natural Maple or Natural Walnut



LAMPING

- Incandescent**
- One, Candelabra base, B-10, 40w max
 - Compatible with LED Screw-in lamps

Lamp not included with fixture

STANDARD
FINISHES

- Antiqued Boyd Brass
- Blackened Brass
- Polished Brass
- Satin Brass

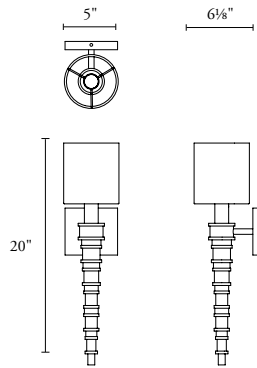
SPECIALTY
FINISHES

- Satin Nickel
- Polished Nickel



SHOWN IN
SATIN NICKEL AND
CHARCOAL SHAGREEN

10472 Topanga
II Sconce



Height	Width	Projection	Net Wt.
20"	5"	6 1/8"	8 lbs
508 mm	127 mm	156 mm	3.6 kg

Screw-on Round Shade: 5" dia x 5 1/2" H;
127 x 140 mm

Backplate: 4 3/4" x 4 1/4" H; 121 x 108 mm

Center of outlet box to top of fixture:
8"; 203 mm

For ADA compliance, height of center of
outlet box above finished floor:
91"; 2311 mm

UL listed (or equivalent) for damp locations

Shade: white linen (standard) or finished
metal (upcharge)

Choice of shagreen or wood collars

Optional: mirror mount modification available

REQUIRED INFORMATION

- Shagreen collar: Charcoal, Chocolate, Peony, Sage Green or Sand. Shagreen is subject to dye lot and cut variations.
- Wood collar: Grey Cerused Oak, Natural Maple or Natural Walnut

LAMPING

Incandescent

- One, Candelabra base, B-10, 40w max
- Compatible with LED Screw-in lamps

Lamp not included with fixture

STANDARD
FINISHES

- Antiqued Boyd Brass
- Blackened Brass
- Polished Brass
- Satin Brass

SPECIALTY
FINISHES

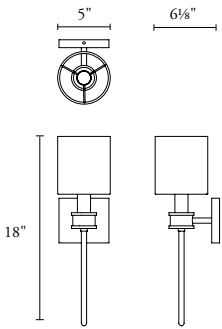
- Polished Nickel
- Satin Nickel

OPTIONAL

- Finished Metal Shade

SHOWN IN
POLISHED NICKEL AND
NATURAL MAPLE

10471 Topanga
I Sconce



Height	Width	Projection	Net Wt.
18"	5"	6 1/8"	5 lbs
457 mm	127 mm	156 mm	2.3 kg

Screw-on Round Shade: 5" dia x 5 1/2" H;
127 x 140 mm

Backplate: 4 3/4" x 4 1/4" H; 121 x 108 mm

Center of outlet box to top of fixture:
8"; 203 mm

For ADA compliance, height of center of
outlet box above finished floor:
80 3/4"; 2051 mm

UL listed (or equivalent) for damp locations

Shade: white linen (standard) or finished
metal (upcharge)

Choice of shagreen or wood collars

Optional: mirror mount modification available

REQUIRED INFORMATION

- Shagreen collar: Charcoal, Chocolate, Peony, Sage Green or Sand. Shagreen is subject to dye lot and cut variations.
- Wood collar: Grey Cerused Oak, Natural Maple or Natural Walnut

LAMPING

Incandescent

- One, Candelabra base, B-10, 40w max
- Compatible with LED Screw-in lamps

Lamp not included with fixture

STANDARD
FINISHES

- Antiqued Boyd Brass
- Blackened Brass
- Polished Brass
- Satin Brass

SPECIALTY
FINISHES

- Polished Nickel
- Satin Nickel

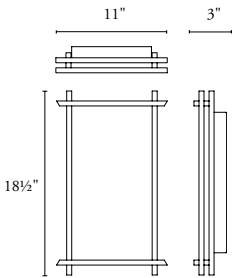
OPTIONAL

- Finished Metal Shade



SHOWN IN
ANTIQUED BOYD BRASS AND
LINEA IVORY

10439 Cadence LED
II Sconce



Height	Width	Projection	Net Wt.
18½"	11"	3"	21 lbs
470 mm	279 mm	76 mm	9.5 kg

Center of outlet box to top of fixture:
9¼"; 235 mm

ADA compliant at any mounting height

UL listed (or equivalent) for damp locations

Diffuser: Ecoresin Linea Ivory



LAMPING

- LED**
- 29w max
 - Universal 120v-277v
 - Standard 3000°K/90+ CRI
 - ≈ 1,500 Fixture Lumens
 - Lamps included with fixture

The LED lamps standard in this fixture can be dimmed using 0-10V low-voltage dimming controls and wiring.

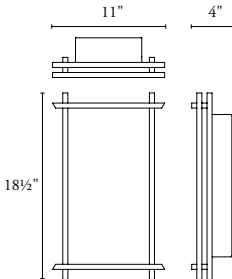
STANDARD
FINISHES

- Antiqued Boyd Brass
- Blackened Brass
- Polished Brass
- Satin Brass

SPECIALTY
FINISHES

- Satin Nickel
- Polished Nickel

10436 Cadence FLO
II Sconce



Height	Width	Projection	Net Wt.
18½"	11"	4"	18 lbs
470 mm	279 mm	102 mm	8.2 kg

Center of outlet box to top of fixture:
9¼"; 235 mm

ADA compliant at any mounting height

UL listed (or equivalent) for damp locations

Diffuser: Ecoresin Linea Ivory



LAMPING

- Fluorescent**
- Two, CFS10W/GR10q-4 or
 - Two, CFS16W/GR10q-4
 - Universal 120v-277v

The fluorescent lamps standard in this fixture cannot be dimmed Contact your local Boyd rep for alternatives.

Lamps not included with fixture.

STANDARD
FINISHES

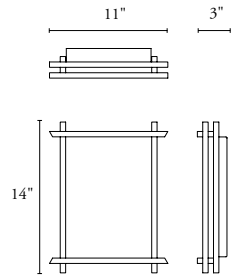
- Antiqued Boyd Brass
- Blackened Brass
- Polished Brass
- Satin Brass

SPECIALTY
FINISHES

- Satin Nickel
- Polished Nickel

SHOWN IN
BLACKENED BRASS AND
LINEA IVORY

10438 Cadence LED
I Sconce



Height	Width	Projection	Net Wt.
14" 356 mm	11" 279 mm	3" 76 mm	18 lbs 8.2 kg

Center of outlet box to top of fixture:
7"; 178 mm

ADA compliant at any mounting height

UL listed (or equivalent) for damp locations

Diffuser: Ecoresin Linea Ivory



LAMPING

- LED**
- 17w max
 - Universal 120v-277v
 - Standard 3000°K/90+ CRI
 - ≈ 900 Fixture Lumens
 - Lamps included with fixture

The LED lamps standard in this fixture can be dimmed using 0-10V low-voltage dimming controls and wiring.

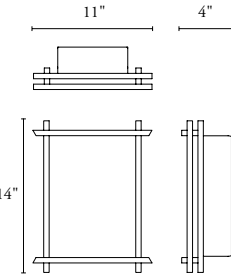
STANDARD
FINISHES

- Antiqued Boyd Brass
- Blackened Brass
- Polished Brass
- Satin Brass

SPECIALTY
FINISHES

- Satin Nickel
- Polished Nickel

10435 Cadence FLO
I Sconce



Height	Width	Projection	Net Wt.
14" 356 mm	11" 279 mm	4" 102 mm	16 lbs 7.3 kg

Center of outlet box to top of fixture:
7"; 178 mm

ADA compliant at any mounting height

UL listed (or equivalent) for damp locations

Diffuser: Ecoresin Linea Ivory



LAMPING

- Fluorescent**
- One, CFS21W/GR10q-4
 - Universal 120v-277v

The fluorescent lamps standard in this fixture cannot be dimmed Contact your local Boyd rep for alternatives.

Lamps not included with fixture.

STANDARD
FINISHES

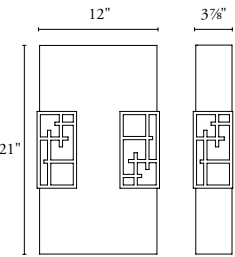
- Antiqued Boyd Brass
- Blackened Brass
- Polished Brass
- Satin Brass

SPECIALTY
FINISHES

- Satin Nickel
- Polished Nickel

SHOWN IN
ANTIQUED YELLOW BRONZE

10427 Ormolu
II Sconce



Height	Width	Projection	Net Wt.
21"	12"	3 7/8"	14 lbs
533 mm	305 mm	98 mm	6.4 kg

Center of outlet box to top of fixture:
10 1/2"; 267 mm

ADA compliant at any mounting height

UL listed (or equivalent) for damp locations

Shade: biscotti silk with acrylic backing

Lost wax cast textured yellow bronze accents
will exhibit slight sand-like marks



LAMPING

Fluorescent

- Two, CFS16W/GR10q-4
- Universal 120v-277v

Upcharges will apply for fluorescent dimming.
Contact your local Boyd rep with the
specification of the dimming control system
being used.

Lamps not included with fixture.

LED

- 16 watts max
- ≈ 1,000 Fixture Lumens
- Lamps included with fixture

The LED lamps standard in this fixture can be
dimmed using 0-10V low-voltage dimming
controls and wiring.

STANDARD
FINISHES

- Antiqued Yellow
Bronze
- Blackened
Yellow Bronze


SPECIALTY
FINISHES

- Bright Nickel

OPTIONAL

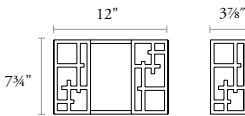
Dimming

- Fluorescent
Dimming



SHOWN IN
ANTIQUED YELLOW BRONZE

**10426 Ormolu
I Sconce**



Height	Width	Projection	Net Wt.
7 3/4"	12"	3 7/8"	9 lbs
197 mm	305 mm	98 mm	4.1 kg

Center of outlet box to top of fixture:
3 3/4"; 95 mm

ADA compliant at any mounting height

UL listed (or equivalent) for damp locations

Shade: biscotti silk with acrylic backing

Lost wax cast textured yellow bronze accents
will exhibit slight sand-like marks



LAMPING

- Fluorescent**
- Two, CFS10W/GR10q-4
 - Universal 120v-277v

The fluorescent lamps standard in this fixture
cannot be dimmed Contact your local Boyd rep
for alternatives.

Lamps not included with fixture.

**STANDARD
FINISHES**

- Antiqued Yellow
Bronze
- Blackened
Yellow Bronze

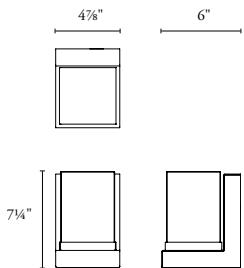
**SPECIALTY
FINISHES**

- Bright Nickel



SHOWN IN
BLACKENED BRASS

10393 Glow Sconce



Height	Width	Projection	Net Wt.
7 1/4"	4 7/8"	6"	10 lbs
184 mm	124 mm	152 mm	4.5 kg

Crystal: 4" square x 6" H; 102 x 152 mm

Center of outlet box to top of fixture:
2 5/8"; 67 mm

For ADA compliance, height of center of
outlet box above finished floor:
8 3/4"; 2115 mm

UL listed (or equivalent) for damp locations

Diffuser: crystal block

Optional: mirror mount modification
available

LAMPING

LED

- 8.7w max
- ≈ 675 Fixture Lumens
- Universal 120v-277v
- Standard 2700°K/90+ CRI
- Lamps included with fixture

The LED lamps standard in this fixture can be
dimmed using 0-10V low-voltage dimming
controls and wiring.

STANDARD
FINISHES

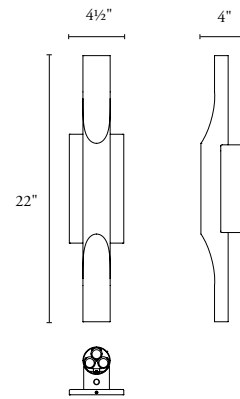
- Blackened
Brass

SPECIALTY
FINISHES

- Satin Nickel

SHOWN IN
MATTE WHITE AND
YELLOW GOLD LEAF

**10387 Halfpipe
Sconce**



Height	Width	Projection	Net Wt.
22"	4 1/2"	4"	3 lbs
559 mm	114 mm	102 mm	1.4 kg

Backplate: 9" H x 4 1/2" W; 229 x 114 mm

Center of outlet box to top of fixture:
11"; 279 mm

ADA compliant at any mounting height

UL listed (or equivalent) for damp locations

Optional: mirror mount modification available

Vertical mounting preferred. Fixture can be
mounted horizontally but please note that
you may see into the light source.



LAMPING

Up & down light provided by:

LED

- Primary: 7.2w max
- Secondary (backplate): 2.4w max
- Universal 120v-277v
- Standard 3000°K/90+ CRI
- Lamps included with fixture

Upcharges will apply for LED remote dimming
dependent on your dimming system. Contact
your local Boyd rep with the specification of the
dimming control system being used.

**STANDARD
FINISHES**

Fixture

- Black Granite
- Matte White

Interior Tube

- Matte White

OPTIONAL

Interior Tube

- 12k White Gold
Leaf
- 22k Yellow Gold
Leaf

Dimming

- LED Remote
Dimming

30 Liberty Ship Way Suite 3150 · Sausalito CA 94965 · T +1.415.778.4300 F +1.415.778.4319 · boydlighting.com

Designed by Michael Wolk. Patent Design: D646,426. All products FOB Colorado Springs, CO.

Please consult our website for current specifications. ©2010 Boyd Lighting

BACK



SHOWN IN
POLISHED NICKEL (LEFT)
BLACKENED BRASS (RIGHT)

10370 Neat LED Sconce

4 1/2"

4"

4 1/2"

Height

4 1/2"

108 mm

Width

4 1/2"

108 mm

Projection

4"

102 mm

Net Wt.

4 lbs

1.8 kg

Backplate: 4 1/2" square; 108 mm

Center of outlet box to top of fixture:
2 1/4"; 54 mm

ADA compliant at any mounting height

UL listed (or equivalent) for damp locations

Optional: mirror mount modification available

Mount as an uplight only

LAMPING

Halogen

- One, BI-pin base, MRC-16, frosted, 35w max, 12v integral transformer
- Voltage 120v or 277v (non-dimming)

Lamp included with fixture.

LED

- 7.5w max
- LED Voltage 120v or 277v (non-dimming)
- ≈ 400 Fixture Lumens
- Sora high-efficacy JA-8 compliant lamp included

LED dimmable with electronic low-voltage dimmer switch

STANDARD FINISHES

• Blackened Brass

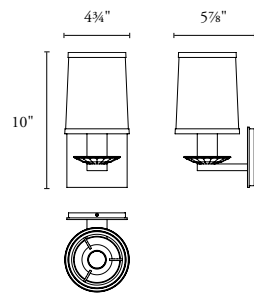
SPECIALTY FINISHES

• Polished Nickel



SHOWN IN
POLISHED NICKEL

**10210 Piccolo
III Sconce**



Height	Width	Projection	Net Wt.
10"	4 3/4"	5 7/8"	3 lbs
254 mm	121 mm	149 mm	1.4 kg

Screw-on shade: 4" x 4 1/2" x 6" H;
102 x 114 x 152 mm

Backplate: 4 1/2" square; 114 mm

Center of outlet box to top of fixture:
7 7/8"; 200 mm

For ADA compliance, height of center of
outlet box above finished floor:
81"; 2057 mm

UL listed (or equivalent) for damp locations

Shade: white linen

Bobèche: crystal, made with Swarovski®
elements

Optional: mirror mount modification
available

LAMPING

Incandescent

- One, Candelabra base, B-10, 60w max
- Compatible with LED Screw-in lamps

Lamp not included with fixture.

**STANDARD
FINISHES**

- Antiqued Boyd Brass
- Blackened Brass
- Polished Brass
- Satin Brass

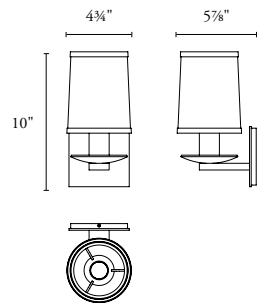
**SPECIALTY
FINISHES**

- Polished Nickel
- Satin Nickel



SHOWN IN
SATIN BRASS

10208 Piccolo I
Sconce



Height	Width	Projection	Net Wt.
10"	4 3/4"	5 7/8"	3 lbs
254 mm	121 mm	149 mm	1.4 kg

Screw-on shade: 4" x 4 1/2" x 6" H;
102 x 114 x 152 mm

Backplate: 4 1/2" square; 114 mm

Center of outlet box to top of fixture:
7 7/8"; 200 mm

For ADA compliance, height of center of
outlet box above finished floor:
81"; 2057 mm

UL listed (or equivalent) for damp locations

Shade: white linen

Bobèche: solid brass

Optional: mirror mount modification
available

LAMPING

- Incandescent**
- One, Candelabra, B-10, 60w max
 - Compatible with LED Screw-in lamps

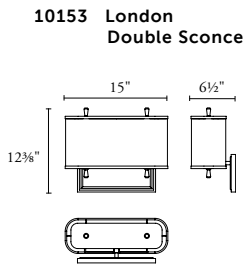
Lamp not included with fixture.

STANDARD
FINISHES

- Antiqued Boyd Brass
- Blackened Brass
- Polished Brass
- Satin Brass

SPECIALTY
FINISHES

- Polished Nickel
- Satin Nickel



Height	Width	Projection	Net Wt.
12 ³ / ₈ "	15"	6 ¹ / ₂ "	9 lbs
314 mm	381 mm	165 mm	4.1 kg

Oblong shade: 15" L x 5¹/₄" D x 7³/₄" H;
381 x 133 x 197 mm

Backplate: 11" L x 5" H; 292 x 140 mm

Center of outlet box to top of fixture:
9⁵/₈"; 244 mm

For ADA compliance, height of center of
outlet box above finished floor:
80⁵/₈"; 2048 mm

UL listed (or equivalent) for damp locations

Beveled mirrored backplate

Shade: white linen with black trim

Bottom diffuser: white acrylic

Optional top diffuser: white perforated metal
diffuser (upcharge)

Optional: mirror mount modification available

LAMPING
Incandescent
• Two, Medium base, A-15, 60w max each (ceiling fan lamps)
Lamps not included with fixture.

STANDARD FINISHES
• Antiqued Boyd Brass
• Blackened Brass

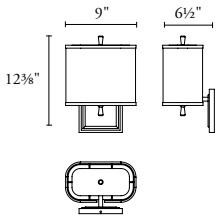
SPECIALTY FINISHES
• Satin Nickel

OPTIONAL
• Top diffuser



SHOWN IN
ANTIQUED BOYD BRASS

10152 London
Single Sconce



Height	Width	Projection	Net Wt.
12 ³ / ₈ "	9"	6 ¹ / ₂ "	6 lbs
314 mm	229 mm	165 mm	2.7 kg

Oblong shade: 9" L x 5¹/₄" D x 7³/₄" H;
229 x 133 x 197 mm

Backplate: 5¹/₂" square; 140 mm

Center of outlet box to top of fixture:
9⁵/₈"; 244 mm

For ADA compliance, height of center of
outlet box above finished floor:
80⁵/₈"; 2048 mm

UL listed (or equivalent) for damp locations

Beveled mirrored backplate

Shade: white linen with black trim

Bottom diffuser: white acrylic

Optional top diffuser: white perforated metal
diffuser (upcharge)

Optional: mirror mount modification available

LAMPING

- Incandescent**
- One, Medium base, A-15, 60w max (ceiling fan lamp)
 - Compatible with LED Screw-in lamps
- Lamp not included with fixture.

STANDARD
FINISHES

- Antiqued Boyd Brass
- Blackened Brass

SPECIALTY
FINISHES

- Satin Nickel

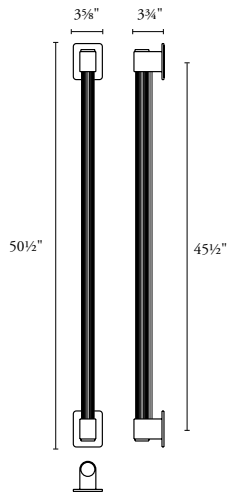
OPTIONAL

- Top diffuser

SHOWN IN
SATIN NICKEL



**10140 lwall
Sconce (4')**



Height	Width	Projection	Net Wt.
50 1/2"	3 5/8"	3 3/4"	10 lbs
1280 mm	92 mm	95 mm	4.5 kg

Backplates: 3 5/8" W x 4 1/2" H x 1/4"; 92 x 114 x 6 mm
Center of outlet box to top of fixture: 2 1/4"; 57mm
ADA compliant at any mounting height
UL listed (or equivalent) for damp locations
Diffuser: clear, fluted glass with white spun filter
Partially obscured 1/4" Polished Nickel wire way
Horizontal or vertical mounting. Must mount to a mud-ring or switch-box
Optional: mirror mount modification available (no backplates)
Photometric report and ies file available for download at www.boydlighting.com



LAMPING

Fluorescent
• One, F28WT5/Mini Bi-pin
• Voltage 120v or 277v (non-dimming)

Upcharges will apply for fluorescent remote dimming. Contact your local Boyd rep with the specification of the dimming control system being used.
Lamp not included with fixture.

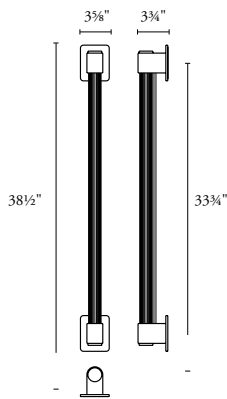
**SPECIALTY
FINISHES**

- Polished Nickel
- Satin Nickel

OPTIONAL

Fluorescent Dimming
• High Output: 54w
• Standard Output: 28w

**10139 lwall
Sconce (3')**



Height	Width	Projection	Net Wt.
38 1/2"	3 5/8"	3 3/4"	9 lbs
978 mm	92 mm	95 mm	4.1 kg

Backplates: 3 5/8" W x 4 1/2" H x 1/4"; 92 x 114 x 6 mm
Center of outlet box to top of fixture: 2 1/4"; 57mm
ADA compliant at any mounting height
UL listed (or equivalent) for damp locations
Diffuser: clear, fluted glass with white spun filter
Partially obscured 1/4" polished nickel wire way
Horizontal or vertical mounting. Must mount to a mud-ring or switch-box
Optional: mirror mount modification available (no backplates)
Photometric report and ies file available for download at www.boydlighting.com



LAMPING

Fluorescent
• One, F21WT5/Mini Bi-pin
• Voltage 120v or 277v (non-dimming)

Upcharges will apply for fluorescent remote dimming. Contact your local Boyd rep with the specification of the dimming control system being used.
Lamp not included with fixture.

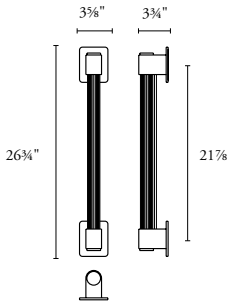
**SPECIALTY
FINISHES**

- Polished Nickel
- Satin Nickel

OPTIONAL

Fluorescent Dimming
• High Output: 39w
• Standard Output: 21w

**10138 lwall
Sconce (2')**



Height	Width	Projection	Net Wt.
26 3/4"	3 5/8"	3 3/4"	8 lbs
679 mm	92 mm	95 mm	3.6 kg

Backplates: 3 5/8" W x 4 1/2" H x 1/4"; 92 x 114 x 6 mm
Center of outlet box to top of fixture: 2 1/4"; 57 mm
ADA compliant at any mounting height
UL listed (or equivalent) for damp locations
Diffuser: clear, fluted glass with white spun filter
Partially obscured 1/4" polished nickel wire way
Horizontal or vertical mounting. Must mount to a mud-ring or switch-box
Optional: mirror mount modification available (no backplates)
Photometric report and ies file available for download at www.boydlighting.com



LAMPING

Fluorescent
• One, F14WT5/Mini Bi-pin
• Voltage 120v or 277v (non-dimming)

Upcharges will apply for fluorescent remote dimming. Contact your local Boyd rep with the specification of the dimming control system being used.
Lamp not included with fixture.

**SPECIALTY
FINISHES**

- Polished Nickel
- Satin Nickel

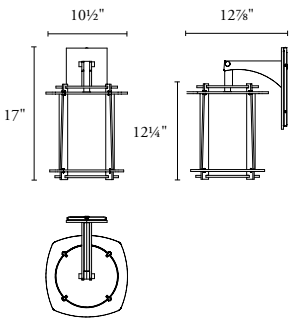
OPTIONAL

Fluorescent Dimming
• High Output: 24w
• Standard Output: 14w



SHOWN IN
SATIN NICKEL

10130 Premier,
4-Fin Sconce



Height	Width	Projection	Net Wt. (Cu/Al)
17"	10 1/2"	12 7/8"	26/14 lbs
432 mm	267 mm	327 mm	11.8/6.4 kg

Backplate: 10 1/2" H x 5 1/4" W; 267 x 133 mm

Cage Height: 12 1/4"; 311 mm

Center of outlet box to top of fixture:
3"; 76 mm

For ADA compliance, height of center of
outlet box above finished floor:
94"; 2388 mm

UL listed (or equivalent) for damp locations

Diffuser: white cased glass

LAMPING

Incandescent

- One, Medium base, A-21, 150w max
- Compatible with LED Screw-in lamps

Fluorescent

- One, CFQ26W/G24q-3
- Voltage 120v or 277v (non-dimming)

Upcharges will apply for fluorescent remote dimming. Contact your local Boyd rep with the specification of the dimming control system being used.

Lamp not included with fixture.

STANDARD
FINISHES

Copper

- Antiqued Copper
- Satin Copper

Aluminum

- Satin Aluminum
- Black Granite
- Cinnamon Bronze
- Matte White

SPECIALTY
FINISHES

Copper


- Satin Nickel

Aluminum

- Silver Fog

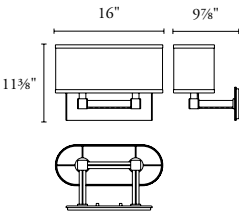
OPTIONAL

- Fluorescent Remote Dimming



SHOWN IN
SATIN BRASS AND
ALCOTT TAN LEATHER

**10113 Library
Double Sconce**



Height	Width	Projection	Net Wt.
11 ³ / ₈ "	16"	9 ⁷ / ₈ "	11 lbs
289 mm	406 mm	251 mm	5 kg

Screw-on Oblong Shade:
16" L x 6" D x 7¹/₄" H; 406 x 152 x 184 mm

Backplate: 13" L x 5" H; 330 x 127 mm

Center of outlet box to top of fixture:
8⁷/₈"; 225 mm

For ADA compliance, height of center of
outlet box above finished floor:
80³/₄"; 2051 mm

UL listed (or equivalent) for damp locations

Optional: mirror mount modification
available

Shade: white rayon/acetate blend

REQUIRED INFORMATION

- Leather Arms: Alcott Tan, Emerson Brown,
or Poe Black. Leather is subject to dye lot
variations.

LAMPING

Incandescent

- Two, Candelabra base,
B-10, 60w max each
- Compatible with LED
Screw-in lamps

Lamps not included with
fixture.

**STANDARD
FINISHES**

- Antiqued Boyd Brass
- Polished Brass
- Satin Brass

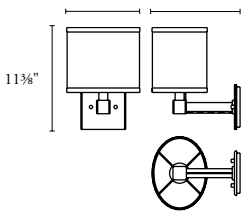
**SPECIALTY
FINISHES**

- Polished Nickel
- Satin Nickel

SHOWN IN
POLISHED NICKEL AND
POE BLACK LEATHER

10112 Library Sconce

Height	Width	Projection	Net Wt.
11 ³ / ₅ " 289 mm	8" 203 mm	9 ⁷ / ₈ " 251 mm	5 lbs 2.3 kg



Screw-on oval shade: 8" L x 6" D x 7¹/₄" H;
203 x 152 x 184 mm

Backplate: 5" square; 127 mm

Center of outlet box to top of fixture:
8⁷/₈"; 225 mm

For ADA compliance, height of center of
outlet box above finished floor:
80³/₄"; 2051 mm

UL listed (or equivalent) for damp locations

Optional: mirror mount modification
available

Shade: white rayon/acetate blend

REQUIRED INFORMATION

- Leather Arms: Alcott Tan, Emerson Brown,
or Poe Black. Leather is subject to dye lot
variations.

LAMPING

Incandescent

- One, Candelabra base, B-10,
60w max
- Compatible with LED Screw-in
lamps

Lamp not included with fixture.

STANDARD
FINISHES

- Antiqued Boyd Brass
- Polished Brass
- Satin Brass

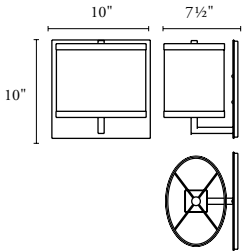
SPECIALTY
FINISHES

- Polished Nickel
- Satin Nickel



SHOWN IN
SATIN NICKEL

10047 Presidio
Oval Sconce



Height	Width	Projection	Net Wt.
10" 254 mm	10" 254 mm	7½" 191 mm	7 lbs 3.2 kg
Oval shade: 9" L x 6" D x 7" H; 229 x 152 x 178 mm			
Backplate: 10" square; 254 mm			
Center of outlet box to top of fixture: 5"; 127 mm			
For ADA compliance, height of center of outlet box above finished floor: 84½"; 2146 mm			
UL listed (or equivalent) for damp locations			
Shade: oyster linen			

LAMPING

Incandescent
• One, Medium base, A-15,
60w max (ceiling fan
lamp)

Lamp not included with
fixture.

STANDARD
FINISHES

- Antiqued Boyd Brass
- Blackened Brass

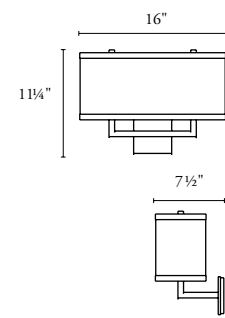
SPECIALTY
FINISHES

- Satin Nickel



SHOWN IN
ANTIQUED BOYD BRASS

10046 Presidio
Double Sconce



Height	Width	Projection	Net Wt.
11 1/4"	16"	7 1/2"	5 lbs
286 mm	406 mm	191 mm	2.3 kg

Rectangular box shade:
16" L x 5 1/2" D x 7 1/2" H; 406 x 140 x 191 mm

Backplate: 4 1/4" square; 108 mm

Center of outlet box to top of fixture:
9"; 229 mm

For ADA compliance, height of center of
outlet box above finished floor:
80"; 2032 mm

UL listed (or equivalent) for damp locations

Shade: oyster linen

Optional top diffuser: white perforated metal

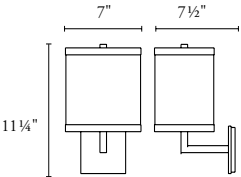
Can be mounted shade down; optional top
diffuser becomes bottom diffuser

LAMPING	STANDARD FINISHES
Incandescent <ul style="list-style-type: none">• Two, Medium base, A-15, 60w max each (ceiling fan lamp)• Compatible with LED Screw-in lamps Lamps not included with fixture.	<ul style="list-style-type: none">• Antiqued Boyd Brass• Blackened Brass
	SPECIALTY FINISHES <ul style="list-style-type: none">• Satin Nickel

SHOWN IN
ANTIQUED BOYD BRASS

10045 Presidio Sconce

Height	Width	Projection	Net Wt.
11 ¼"	7"	7 ½"	4 lbs
286 mm	178 mm	191 mm	1.8 kg



Rectangular box shade:
7" L x 5 ½" D x 7 ½" H; 178 x 140 x 191 mm

Backplate: 4 ¼" square; 108 mm

Center of outlet box to top of fixture:
9"; 229 mm

For ADA compliance, height of center of
outlet box above finished floor:
80"; 2032 mm

UL listed (or equivalent) for damp locations

Shade: oyster linen

Optional top diffuser: white perforated metal

Can be mounted shade down; optional top
diffuser becomes bottom diffuser

LAMPING

Incandescent

- One, Medium base, A-15, 60w max (ceiling fan lamp)
- Compatible with LED Screw-in lamps

Lamp not included with fixture.

STANDARD
FINISHES

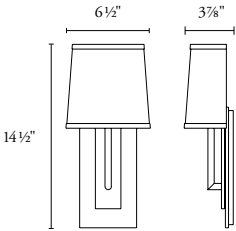
- Antiqued Boyd Brass
- Blackened Brass

SPECIALTY
FINISHES

- Satin Nickel



SHOWN IN
POLISHED NICKEL & SATIN NICKEL

10029 Belmont ADA Sconce	Height	Width	Projection	Net Wt.
	14 1/2" 368 mm	6 1/2" 165 mm	3 7/8" 98 mm	6 lbs 2.7 kg
				
Screw-on half shade: 5 1/2" x 6 1/2" x 6 1/2"; 140 x 165 x 165 mm				
Backplate: 4 1/2" W x 9 1/2" H; 114 x 241 mm				
Center of outlet box to top of fixture: 9 3/4"; 248 mm				
ADA compliant at any mounting height				
UL listed (or equivalent) for damp locations				
Shade: oyster linen or white linen. Available as screw-on (standard) or clip-on (optional).				
Combination metal finish: polished finish on backplate, satin finish on front plate and arm				



LAMPING

Incandescent

- One, Candelabra base, B-10, 40w max
- Compatible with LED Screw-in lamps

Lamp not included with fixture.

STANDARD
FINISHES

- Polished Brass/Satin Brass Combo

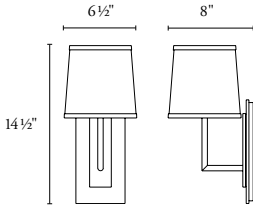
SPECIALTY
FINISHES

- Polished Nickel/Satin Nickel Combo



SHOWN IN
POLISHED NICKEL & SATIN NICKEL

10028 Belmont Sconce	Height	Width	Projection	Net Wt.
	14 1/2"	6 1/2"	8"	6 lbs
	368 mm	165 mm	203 mm	2.7 kg



Screw-on shade: 5 1/2" x 6 1/2" x 6 1/2" H;
140 x 165 x 165 mm

Backplate: 4 1/2" W x 9 1/2" H; 114 x 241 mm

Center of outlet box to top of fixture:
9 3/4"; 248 mm

For ADA compliance, height of center of
outlet box above finished floor:
81 3/4"; 2076 mm

UL listed (or equivalent) for damp locations

Shade: oyster linen or white linen. Available
as screw-on (standard) or clip-on (optional).

Combination finish: polished finish on
backplate, satin finish on front plate and arm

Optional: mirror mount modification
available

LAMPING

Incandescent

- One, Candelabra base, B-10, 60w max
- Compatible with LED Screw-in lamps

Lamp not included with fixture.

STANDARD
FINISHES

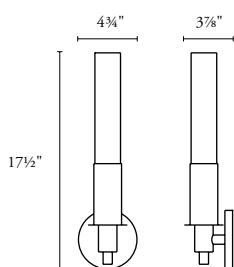
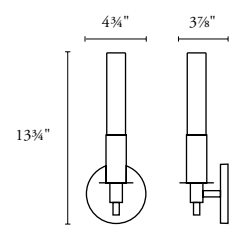
- Polished Brass/Satin Brass Combo

SPECIALTY
FINISHES

- Polished Nickel/Satin Nickel Combo



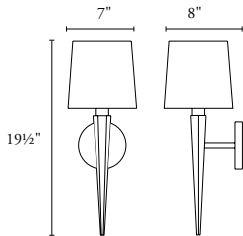
SHOWN IN
SATIN NICKEL (LEFT)
POLISHED NICKEL (RIGHT)

<div>9984 Mercury I LG Sconce</div> <div></div>	<table><tr><th>Height</th><th>Width</th><th>Projection</th><th>Net Wt.</th></tr><tr><td>17½" 445 mm</td><td>4¾" 121 mm</td><td>37⁄8" 98 mm</td><td>4.5 lbs 2 kg</td></tr></table> <p>Shade: 2" dia x 10" H; 51 x 254 mm</p> <p>Backplate: 4¾" dia x 5⁄8"; 121 x 16 mm</p> <p>Center of outlet box to top of fixture: 15¹⁄₈"; 384 m</p> <p>ADA compliant at any mounting height</p> <p>UL listed (or equivalent) for damp locations</p> <p>Shade: cased white glass</p> <p>Optional: mirror mount modification available</p> <p>Optional: LED dimming available (upcharge)</p> <div>ADA</div>	Height	Width	Projection	Net Wt.	17½" 445 mm	4¾" 121 mm	37⁄8" 98 mm	4.5 lbs 2 kg	<div>LAMPING</div> <div>LED</div> <ul style="list-style-type: none">• 6 watts• Voltage 120v or 277v• 2700k, 90+ CRI• ~350 lumens• Lamp included with fixture• Upcharges will apply for 0-10V dimming <div>Halogen</div> <ul style="list-style-type: none">• One, Bi-pin base, MRC-11, 20w max, 12v integral transformer• Voltage 120v or 277v (non-dimming) <div>Fluorescent</div> <ul style="list-style-type: none">• One, FT18W/2G11• Voltage 120v or 277v (non-dimming)• Non-dimming. Contact your local Boyd rep for alternatives.• Lamp not included with fixture.	<div>STANDARD FINISHES</div> <ul style="list-style-type: none">• Antiqued Boyd Brass• Blackened Brass• Polished Brass• Satin Brass <div>SPECIALTY FINISHES</div> <ul style="list-style-type: none">• Polished Nickel• Satin Nickel <div>OPTIONAL</div> <ul style="list-style-type: none">• LED dimming
Height	Width	Projection	Net Wt.								
17½" 445 mm	4¾" 121 mm	37⁄8" 98 mm	4.5 lbs 2 kg								
<div>9982 Mercury I Sconce</div> <div></div>	<table><tr><th>Height</th><th>Width</th><th>Projection</th><th>Net Wt.</th></tr><tr><td>13¾" 349 mm</td><td>4¾" 121 mm</td><td>37⁄8" 98 mm</td><td>3 lbs 1.4 kg</td></tr></table> <p>Shade: 1½" dia x 10³⁄₈" H; 38 x 264 mm</p> <p>Backplate: 4¾" dia x 5⁄₈"; 121 x 16 mm</p> <p>Center of outlet box to top of fixture: 11³⁄₈"; 289 mm</p> <p>ADA compliant at any mounting height</p> <p>UL listed (or equivalent) for damp locations</p> <p>Shade: sand etched Pyrex</p> <p>Optional: mirror mount modification available</p> <p>Optional: LED dimming available (upcharge)</p> <div>ADA</div>	Height	Width	Projection	Net Wt.	13¾" 349 mm	4¾" 121 mm	37⁄8" 98 mm	3 lbs 1.4 kg	<div>LAMPING</div> <div>LED</div> <ul style="list-style-type: none">• 3 watts• Voltage 120v (non-dimming)• 2700k, 90+ CRI• 277v available with optional LED dimming (upcharge)• ~200 lumens• Lamp included with fixture• Upcharges will apply for 0-10v dimming• Must be mounted on a 3½" octagonal j-box when dimming is selected. Contact your local Boyd rep for more information. <div>Xenon</div> <ul style="list-style-type: none">• One, Candelabra base, 20w max• Lamp included with fixture	<div>STANDARD FINISHES</div> <ul style="list-style-type: none">• Antiqued Boyd Brass• Blackened Brass• Polished Brass• Satin Brass <div>SPECIALTY FINISHES</div> <ul style="list-style-type: none">• Polished Nickel• Satin Nickel <div>OPTIONAL</div> <ul style="list-style-type: none">• LED dimming
Height	Width	Projection	Net Wt.								
13¾" 349 mm	4¾" 121 mm	37⁄8" 98 mm	3 lbs 1.4 kg								



SHOWN IN
POLISHED NICKEL

9893 Pacific
Heights Sconce



Height	Width	Projection	Net Wt.
19½"	7"	8"	7.5 lbs
495 mm	178 mm	203 mm	3.4 kg

Screw-on shade: 6" x 7" x 6¾" H;
152 x 178 x 171 mm

Backplate: 4¾" dia x ¾"; 121 x 19 mm

Center of outlet box to top of fixture:
10½"; 267 mm

For ADA compliance, height of center of
outlet box above finished floor:
89"; 2261 mm

UL listed (or equivalent) for damp locations

Shade: White Linen

Optional: mirror mount modification
available

LAMPING

Incandescent

- One, Candelabra base, B-10, 60w max
- Compatible with LED Screw-in lamps

Lamp not included with fixture

STANDARD
FINISHES

- Gossamer Gold
- Polished Brass

SPECIALTY
FINISHES

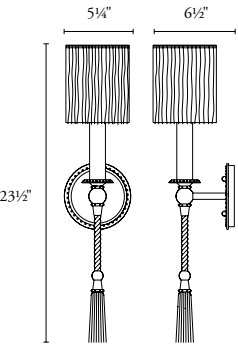
- Polished Nickel
- Satin Nickel



SHOWN IN
POLISHED NICKEL AND
MUSHROOM

9874 Duchess Sconce

Height	Width	Projection	Net Wt.
23½"	5¼"	6½"	3 lbs
597 mm	133 mm	165 mm	1.4 kg



Screw-on shade: 5" x 5" x 6⅛" H;
127 x 127 x 156 mm

Backplate: 5¼" dia; 133 mm

Center of outlet box to top of fixture:
11½"; 292 mm

For ADA compliance, height of center of
outlet box above finished floor:
91½"; 2324 mm

Optional: mirror mount modification
available

UL listed (or equivalent) for damp locations

REQUIRED INFORMATION

- Shade, Silk Fringe Cord and Tassel: Cream,
Harvest Gold or Mushroom. May exhibit
dye lot variations.

LAMPING

Incandescent

- One, Candelabra base, B-10,
40w max, white
- Compatible with LED Screw-in
lamps

Lamp not included with fixture

STANDARD
FINISHES

- Polished Brass
- Satin Brass

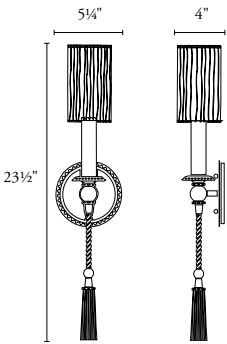
SPECIALTY
FINISHES

- Polished Nickel
- Satin Nickel



SHOWN IN
POLISHED NICKEL AND CREAM

9873 Duchess
ADA Sconce



Height	Width	Projection	Net Wt.
23½"	5¼"	4"	3 lbs
597 mm	133 mm	102 mm	1.4 kg

Screw-on shade: 3½" x 3½" x 6⅛" H;
89 x 89 x 156 mm

Backplate: 5¼" dia; 133 mm

Center of outlet box to top of fixture:
11½"; 292 mm

ADA compliant at any mounting height

Optional: mirror mount modification
available

UL listed (or equivalent) for damp locations

REQUIRED INFORMATION

- Shade, Silk Fringe Cord and Tassel: Cream,
Harvest Gold or Mushroom. May exhibit
dye lot variations.



LAMPING

Incandescent

- One, Candelabra base, B-10,
25w max, white
- Compatible with LED Screw-in
lamps

Lamp not included with fixture

STANDARD
FINISHES

- Polished Brass
- Satin Brass

SPECIALTY
FINISHES

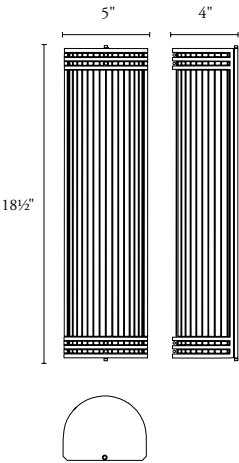
- Polished Nickel
- Satin Nickel



SHOWN IN
POLISHED NICKEL

9812 Paramount
III Sconce

Height	Width	Projection	Net Wt.
18½"	5"	4"	6.5 lbs
470 mm	127 mm	102 mm	2.9 kg



Center of outlet box to top of fixture:
9¼"; 244 mm

ADA compliant at any mounting height

UL listed (or equivalent) for damp locations

Diffuser: fluted clear glass with white spun diffuser

Horizontal or vertical mounting

Optional: mirror mount modification available



LAMPING

Incandescent

- One, Medium base, T-8, 75w max, frosted (12" length)

Fluorescent

- One, FT24W/2G11 (24w or 27w lamp)
- Universal 120v-277v (non-dimming)

Upcharges will apply for fluorescent dimming. Contact your local Boyd rep with the specification of the dimming control system being used.

Lamp not included with fixture.

STANDARD
FINISHES

- Polished Brass
- Satin Brass

SPECIALTY
FINISHES

- Polished Nickel
- Satin Nickel

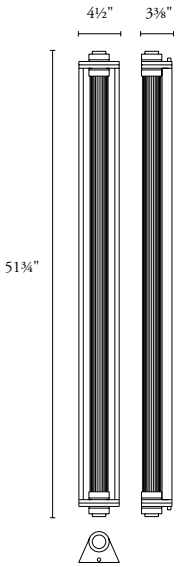
OPTIONS

- Fluorescent Dimming

SHOWN IN
POLISHED NICKEL



9754 T-8 Baton
Sconce



Height	Width	Projection	Net Wt.
51 3/4"	4 1/2"	3 3/8"	14 lbs
1314 mm	114 mm	86 mm	6.3 kg

Backplate with beveled edge:
48" L x 4 1/2" W x 1 1/8"; 1219 x 114 x 25 mm

Center of outlet box to top of fixture:
25 7/8"; 657 mm

ADA compliant at any mounting height

UL listed (or equivalent) for damp locations

Diffuser: sand-etched, fluted glass

Optional: mirror mount modification
available

Horizontal or vertical mounting



LAMPING

Fluorescent

- 120v, One, F32WT8/Med.,
Bi-pin; 277v, One, F32WT8/
Med., Bi-pin

Upcharges will apply for
fluorescent dimming. Contact
your local Boyd rep with the
specification of the dimming
control system being used.

Lamp not included with fixture.

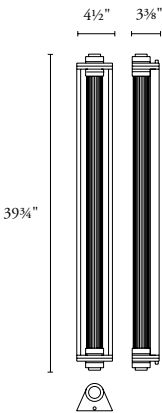
SPECIALTY
FINISHES

- Polished Brass & Polished Nickel
- Polished Nickel & Satin Nickel

OPTIONAL

- Fluorescent
Dimming

9753 T-8 Baton
Sconce



Height	Width	Projection	Net Wt.
39 3/4"	4 1/2"	3 3/8"	13 lbs
1010 mm	114 mm	86 mm	5.9 kg

Backplate with beveled edge:
36" L x 4 1/2" W x 1 1/8"; 914 x 114 x 25 mm

Center of outlet box to top of fixture:
19 7/8"; 505 mm

ADA compliant at any mounting height

UL listed (or equivalent) for damp locations

Diffuser: sand-etched, fluted glass

Optional: mirror mount modification
available

Horizontal or vertical mounting



LAMPING

Fluorescent

- 120v: One, F25WT8/Med.,
Bi-pin; 277v: One, F25WT8/
Med., Bi-pin

Upcharges will apply for
fluorescent dimming. Contact
your local Boyd rep with the
specification of the dimming
control system being used.

Lamp not included with fixture.

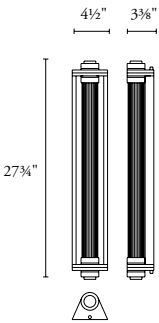
SPECIALTY
FINISHES

- Polished Brass & Polished Nickel
- Polished Nickel & Satin Nickel

OPTIONAL

- Fluorescent
Dimming

9752 T-8 Baton
Sconce



Height	Width	Projection	Net Wt.
27 3/4"	4 1/2"	3 3/8"	12 lbs
705 mm	114 mm	86 mm	5.4 kg

Backplate with beveled edge:
24" L x 4 1/2" W x 1 1/8"; 610 x 114 x 25 mm

Center of outlet box to top of fixture:
13 7/8"; 352 mm

ADA compliant at any mounting height

UL listed (or equivalent) for damp locations

Diffuser: sand-etched, fluted glass

Optional: mirror mount modification
available

Horizontal or vertical mounting



LAMPING

Fluorescent

- 120v: One, F17WT8/Med.,
Bi-pin; 277v: One, F17WT8/
Med., Bi-pin

Upcharges will apply for
fluorescent dimming. Contact
your local Boyd rep with the
specification of the dimming
control system being used.

Lamp not included with fixture.

SPECIALTY
FINISHES

- Polished Brass & Polished Nickel
- Polished Nickel & Satin Nickel

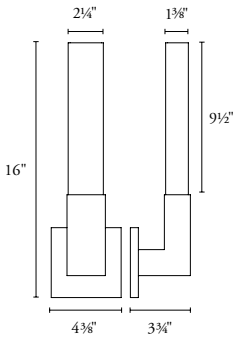
OPTIONAL

- Fluorescent
Dimming



SHOWN IN
GOSSAMER ALUMINUM

47000	Linea Sconce	Height	Width	Projection	Net Wt.
		16"	4 ³ / ₈ "	3 ³ / ₄ "	3 lbs
		406 mm	111 mm	95 mm	1.4 kg
		Backplate: 4 ³ / ₈ " square; 111 mm			
		Diffuser: 9 ¹ / ₂ " H x 2 ¹ / ₄ " W x 1 ³ / ₈ " D; 241 x 57 x 35 mm			
		Center of outlet box to top of fixture: 13 ³ / ₄ "; 349 mm			
		ADA compliant at any mounting height			
		UL listed (or equivalent) for damp locations			
		Diffuser: mouth blown cased glass			
		Also available in specialty powder coats for an upcharge			
		Photometric report and ies file available for download at www.boydlighting.com			
		Optional: LED dimming (upcharge)			



LAMPING

- LED**
- 6 watts
 - Voltage 120v or 277v
 - 2700K, 90+ CRI
 - ~350 lumens
 - Lamp included with fixture
 - Upcharges will apply for 0-10v dimming


- Fluorescent**
- One, FT18W/2G11
 - Voltage 120v or 277v (non-dimming)
 - The fluorescent lamps in this fixture cannot be dimmed.
 - Lamp not included with fixture

STANDARD FINISHES

- Gossamer Aluminum

OPTIONAL

- LED Dimming



SHOWN IN
SLOTS

GENERAL INFO FOR ALL

ADA compliant at any mounting height

UL listed (or equivalent) for damp locations

CE Approved version available upon special request (no upcharge)

Diffuser: ¼" soda lime green glass mirror (standard) or Starphire glass mirror (upcharge)

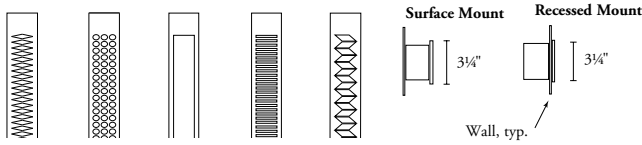
Backplate: matte black

Horizontal or vertical mounting. Can be either recessed or surface mounted. Surface mount: must mount to a mud-ring or switch-box. Recessed mount: see full installation instructions for mounting details.

Photometric report and ies file available at www.boydlighting.com

REQUIRED INFORMATION

- Etched Diffuser Design: Diamond, Dots, Rectangle, Slots or Zig-zag



LAMPING
OPTIONS FOR
ALL

LED

- 3000°K / 90+ CRI
- Universal 120v-277v
- Lamp included with fixture

2700°K and 3500°K available on special request (no upcharge)

The LED lamps standard in this fixture can be dimmed using a 0-10v low-voltage dimming controls and wiring.

CE Approved version available upon special request (no upcharge)

STANDARD
FINISHES
FOR ALL

Diffuser

- Soda lime green glass mirror

OPTIONAL
FOR ALL

Diffuser

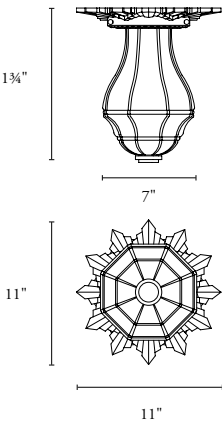
- Starphire glass mirror

46000	Emanation (2') Mirrored Sconce	Height 29½" 749 mm	Width 3¼" 83 mm	Projection 3¼" 83 mm	Net Wt. 10 lbs 4.5 kg	LAMPING LED <ul style="list-style-type: none">• 20 total watts, Standard• ≈ 1,050 Fixture Lumens	
46001	Emanation (3') Mirrored Sconce	Height 41¼" 1048 mm	Width 3¼" 83 mm	Projection 3¼" 83 mm	Net Wt. 12 lbs 5.4 kg	LAMPING LED <ul style="list-style-type: none">• 31 total watts, Standard• ≈ 1,600 Fixture Lumens	
46002	Emanation (4') Mirrored Sconce	Height 53" 1346 mm	Width 3¼" 83 mm	Projection 3¼" 83 mm	Net Wt. 14 lbs 6.4 kg	LAMPING LED <ul style="list-style-type: none">• 38 total watts, Standard• ≈ 2,000 Fixture Lumens	



SHOWN IN
ANTIQUED BOYD BRASS AND
CLEAR GLASS

10666 Opera House Small



Height	Starburst Width	Glass Width	Net Wt.
11 3/4"	11"	7"	9 lbs
298 mm	279 mm	178 mm	4 kg

UL listed (or equivalent) for damp locations
Clear lamps advised for clear glass shade
*Please note the Antiqued Boyd Brass and Antiqued Boyd Nickel finishes on this fixture are highlighted. Please see website for details.

REQUIRED INFORMATION

- Glass Diffuser: crystal clear (standard) or window etched (upcharge)

LAMPING

- Incandescent**
- One, Medium base, T-10, 60W max
 - Compatible with LED Screw-in lamps

Lamp not included with fixture.

LED: GU-24 Base lamping may be able to meet current energy legislation; available upon request (only available when the Window etched glass shade is selected)

STANDARD FINISHES

- Polished Brass
- Antiqued Boyd Brass*
- Blackened Brass

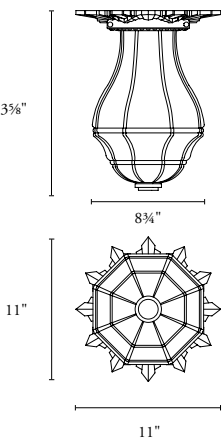
SPECIALTY FINISHES

- Antiqued Boyd Nickel*
- Polished Nickel

OPTIONAL

- Glass Shade**
- Window etched

10667 Opera House Large



Height	Starburst Width	Glass Width	Net Wt.
13 5/8"	11"	8 3/4"	8.5 lbs
346 mm	279 mm	223 mm	3.9 kg

UL listed (or equivalent) for damp locations
Clear lamps advised for clear glass shade
*Please note the Antiqued Boyd Brass and Antiqued Boyd Nickel finishes on this fixture are highlighted. Please see website for details.

REQUIRED INFORMATION

- Glass Diffuser: crystal clear (standard) or window etched (upcharge)

LAMPING

- Incandescent**
- One, Medium base, T-10, 60W max
 - Compatible with LED Screw-in lamps

Lamp not included with fixture.

LED: GU-24 Base lamping may be able to meet current energy legislation; available upon request (only available when the Window etched glass shade is selected)

STANDARD FINISHES

- Polished Brass
- Antiqued Boyd Brass*
- Blackened Brass

SPECIALTY FINISHES

- Antiqued Boyd Nickel*
- Polished Nickel

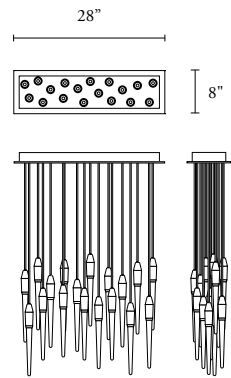
OPTIONAL

- Glass Shade**
- Window etched



SHOWN IN
POLISHED NICKEL AND
RED CORD AND
CLEAR GLASS

10546 Icicle Plane I



Height	Width	Length	Net Wt.
Specify	8" 203 mm	28" 711 mm	36.5 lbs 16 kg

UL listed (or equivalent) for damp locations
Crown Brass Banding: Finished to match heads unless otherwise specified

REQUIRED INFORMATION

- Height Overall: 36" - 60"; 914 - 1524 mm
- Hanging element: clear or etched crystal-like glass
- Crown Aluminum support plates: Gossamer Aluminum or any Boyd powder coat
- Cord Options: Charcoal, Dark Olive, Red, Silver, Warm Tan or Black

LAMPING

- LED**
- 18, 1.2w starboards
 - Universal 120v-277v
 - Standard 3000°K/90+ CRI
 - ≈ 900 Fixture Lumens
 - Lamps included with fixture

The LED lamps standard in this fixture can be dimmed using a 0-10v low-voltage dimming controls and wiring.

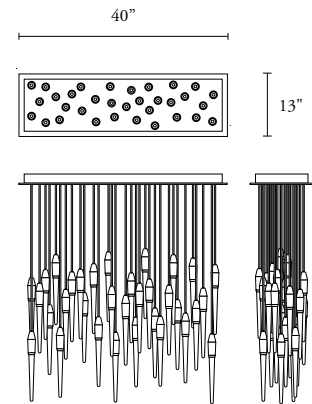
STANDARD FINISHES

- Antiqued Boyd Brass
- Blackened Brass
- Polished Brass
- Satin Brass

SPECIALTY FINISHES

- Polished Nickel
- Satin Nickel

10547 Icicle Plane II



Height	Width	Length	Net Wt.
Specify	13" 330 mm	40" 1016 mm	79 lbs 35 kg

UL listed (or equivalent) for damp locations
Crown Brass Banding: finished to match heads unless otherwise specified

Fixture must be properly supported due to weight

REQUIRED INFORMATION

- Height Overall: 36" - 60"; 914 - 1524 mm
- Hanging element: clear or etched crystal-like glass
- Crown Aluminum support plates: Gossamer Aluminum or any Boyd powder coat

LAMPING

- LED**
- 32, 1.2w starboards
 - Universal 120v-277v
 - Standard 3000°K/90+ CRI
 - ≈ 1,600 Fixture Lumens
 - Lamps included with fixture

The LED lamps standard in this fixture can be dimmed using a 0-10v low-voltage dimming controls and wiring.

STANDARD FINISHES

- Antiqued Boyd Brass
- Blackened Brass
- Polished Brass
- Satin Brass


SPECIALTY FINISHES

- Polished Nickel
- Satin Nickel



SHOWN IN
BLACKENED BRASS AND
CHARCOAL CORD AND
ETCHED GLASS

I4 Icicle Disk I



Height	Diameter	Net Wt.
Specify	13"	24 lbs
	330 mm	5.4 kg

UL listed (or equivalent) for damp locations
Crown Brass Banding: Finished to match heads unless otherwise specified

REQUIRED INFORMATION

- Height Overall: 36" - 60"; 914 - 1524 mm
- Hanging element: clear or etched crystal-like glass
- Crown Aluminum support plates: Gossamer Aluminum or any Boyd powder coat
- Cord Options: Charcoal, Dark Olive, Red, Silver, Warm Tan or Black

LAMPING

- LED**
- 11, 1.2w starboards
 - Universal 120v-277v
 - Standard 3000°K/90+ CRI
 - ≈ 550 Fixture Lumens
 - Lamps included with fixture

The LED lamps standard in this fixture can be dimmed using a 0-10v low-voltage dimming controls and wiring.

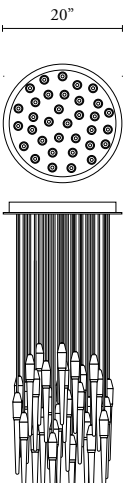
STANDARD FINISHES

- Antiqued Boyd Brass
- Blackened Brass
- Polished Brass
- Satin Brass

SPECIALTY FINISHES

- Polished Nickel
- Satin Nickel

I5 Icicle Disk II



Height	Diameter	Net Wt.
Specify	20"	69 lbs
	508 mm	31 kg

UL listed (or equivalent) for damp locations
Crown Brass Banding: Finished to match heads unless otherwise specified

REQUIRED INFORMATION

- Height Overall: 36" - 60"; 914 - 1524 mm
- Hanging element: clear or etched crystal-like glass
- Crown Aluminum support plates: Gossamer Aluminum or any Boyd powder coat
- Cord Options: Charcoal, Dark Olive, Red, Silver, Warm Tan or Black

LAMPING

- LED**
- 34, 1.2w starboards
 - Universal 120v-277v
 - Standard 3000°K/90+ CRI
 - ≈ 1,700 Fixture Lumens
 - Lamps included with fixture

The LED lamps standard in this fixture can be dimmed using a 0-10v low-voltage dimming controls and wiring.

STANDARD FINISHES

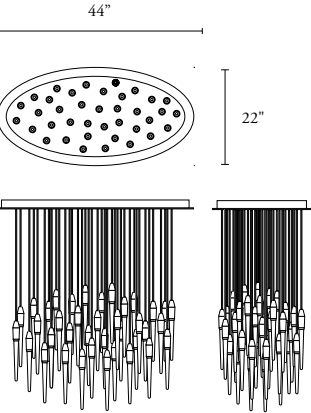
- Antiqued Boyd Brass
- Blackened Brass
- Polished Brass
- Satin Brass

SPECIALTY FINISHES

- Polished Nickel
- Satin Nickel

SHOWN IN
SATIN BRASS AND
WARM TAN CORD AND
ETCHED GLASS

10542 Icicle Ellipse I



Height	Diameter	Length	Net Wt.
Specify	22" 559 mm	44" 1118 mm	104 lbs 47 kg

UL listed (or equivalent) for damp locations
Crown Brass Banding: Finished to match heads unless otherwise specified

REQUIRED INFORMATION

- Height Overall: 36" - 60"; 914 - 1524 mm
- Hanging element: clear or etched crystal-like glass
- Crown Aluminum support plates: Gossamer Aluminum or any Boyd powder coat
- Cord Options: Charcoal, Dark Olive, Red, Silver, Warm Tan or Black

LAMPING

- LED**
- 50, 1.2w starboards
 - Universal 120v-277v
 - Standard 3000°K/90+ CRI
 - ≈ 2,500 Fixture Lumens
 - Lamps included with fixture

The LED lamps standard in this fixture can be dimmed using a 0-10v low-voltage dimming controls and wiring.

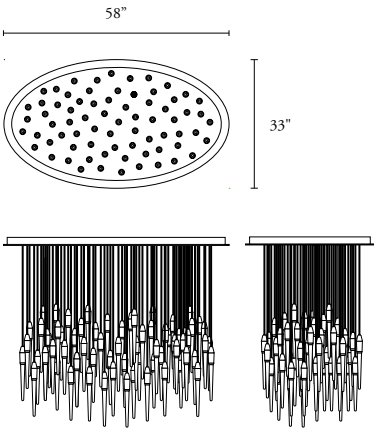
STANDARD FINISHES

- Antiqued Boyd Brass
- Blackened Brass
- Polished Brass
- Satin Brass

SPECIALTY FINISHES

- Polished Nickel
- Satin Nickel

10543 Icicle Ellipse II



Height	Diameter	Length	Net Wt.
Specify	33" 838 mm	58" 1473 mm	138 lbs 62 kg

UL listed (or equivalent) for damp locations
Crown Brass Banding: Finished to match heads unless otherwise specified

REQUIRED INFORMATION

- Height Overall: 36" - 60"; 914 - 1524 mm
- Hanging element: clear or etched crystal-like glass
- Crown Aluminum support plates: Gossamer Aluminum or any Boyd powder coat
- Cord Options: Charcoal, Dark Olive, Red, Silver, Warm Tan or Black

LAMPING

- LED**
- 72, 1.2w starboards
 - Universal 120v-277v
 - Standard 3000°K/90+ CRI
 - ≈ 3,600 Fixture Lumens
 - Lamps included with fixture

The LED lamps standard in this fixture can be dimmed using a 0-10v low-voltage dimming controls and wiring.

STANDARD FINISHES

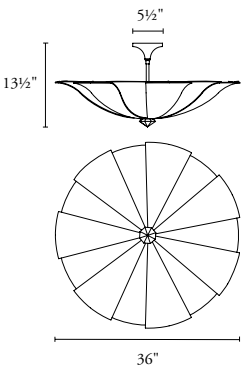
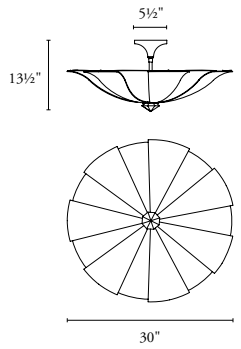
- Antiqued Boyd Brass
- Blackened Brass
- Polished Brass
- Satin Brass

SPECIALTY FINISHES

- Polished Nickel
- Satin Nickel



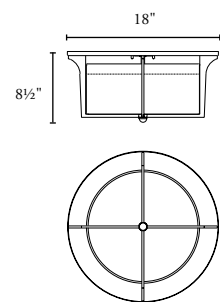
SHOWN IN
POLISHED NICKEL AND
ROCK CRYSTAL FINIAL

<div>10420 Venice Ceiling (36")</div> <div></div>	<div><div><div>Height</div><div>Diameter</div><div>Shade Height</div><div>Net Wt.</div></div><div><div>13 1/2"</div><div>36"</div><div>9"</div><div>12 lbs</div></div><div><div>343 mm</div><div>914 mm</div><div>229 mm</div><div>5.4 kg</div></div></div> <div><div>Canopy: 5 1/2" dia x 3" H; 140 x 76 mm</div><div>UL listed (or equivalent) for damp locations</div><div>Shade: biscotti silk or white linen</div><div>Top diffuser: white perforated metal</div><div>Finial: solid, machined brass finished to match the stem (standard), or Rock Crystal (upcharge)</div><div>Color and veining of Rock Crystal will vary</div></div>	<div>LAMPING</div> <div><div>Incandescent</div><div>• Three, Medium base, A-19, 100w max each</div><div>• Compatible with LED Screw-in lamps</div></div> <div>Lamps not included with fixture.</div> <div><div>LED: GU-24 Base</div><div>lamping may be able to meet current energy legislation; available upon request</div></div> <div><div>Fluorescent</div><div>• Four, CFTR26W/GX24q or Four, CFTR32W/GX24q or Four, CFTR42W/GX24q</div><div>• Universal 120v-277v</div></div> <div>Upcharges will apply for fluorescent dimming. Contact your local Boyd rep with the specification of the dimming control system being used.</div> <div>Lamps not included with fixture.</div>	<div>STANDARD FINISHES</div> <div><div>• Antiqued Boyd Brass</div><div>• Blackened Brass</div><div>• Polished Brass</div><div>• Satin Brass</div></div> <div>SPECIALTY FINISHES</div> <div><div>• Polished Nickel</div><div>• Satin Nickel</div></div> <div>OPTIONAL</div> <div><div>• Fluorescent Dimming</div><div>• Rock Crystal Finial</div></div>
<div>10419 Venice Ceiling (30")</div> <div></div>	<div><div><div>Height</div><div>Diameter</div><div>Shade Height</div><div>Net Wt.</div></div><div><div>13 1/2"</div><div>30"</div><div>8"</div><div>11 lbs</div></div><div><div>343 mm</div><div>762 mm</div><div>203 mm</div><div>5 kg</div></div></div> <div><div>Canopy: 5 1/2" dia x 3" H; 140 x 76 mm</div><div>UL listed (or equivalent) for damp locations</div><div>Shade: biscotti silk or white linen</div><div>Top diffuser: white perforated metal</div><div>Finial: solid, machined brass finished to match the stem (standard), or Rock Crystal (upcharge)</div><div>Color and veining of Rock Crystal will vary</div></div>	<div>LAMPING</div> <div><div>Incandescent</div><div>• Three, Medium base, A-19, 100w max each</div><div>• Compatible with LED Screw-in lamps</div></div> <div>Lamps not included with fixture.</div> <div><div>LED: GU-24 Base</div><div>lamping may be able to meet current energy legislation; available upon request</div></div> <div><div>Fluorescent</div><div>• Four, CFTR26W/GX24q or Four, CFTR32W/GX24q or Four, CFTR42W/GX24q</div><div>• Universal 120v-277v</div></div> <div>Upcharges will apply for fluorescent dimming. Contact your local Boyd rep with the specification of the dimming control system being used.</div> <div>Lamps not included with fixture.</div>	<div>STANDARD FINISHES</div> <div><div>• Antiqued Boyd Brass</div><div>• Blackened Brass</div><div>• Polished Brass</div><div>• Satin Brass</div></div> <div>SPECIALTY FINISHES</div> <div><div>• Polished Nickel</div><div>• Satin Nickel</div></div> <div>OPTIONAL</div> <div><div>• Fluorescent Dimming</div><div>• Rock Crystal Finial</div></div>



SHOWN IN
ANTIQUED COPPER

10241 **Soleil
Ceiling Large**



Height	Diameter	Net Wt.
8 1/2"	18"	15 lbs
216 mm	457 mm	6.8 kg

Shade: 6" H x 13 1/2" dia; 152 x 343 mm
UL listed (or equivalent) for damp locations
Shade: white rayon/acetate blend with 1 1/4" external top banding
Bottom diffuser: white acrylic

LAMPING

- Incandescent**
- Three, Medium base, A-19, 60w max each
 - Compatible with LED Screw-in lamps

Lamps not included with fixture

LED: GU-24 Base lighting may be able to meet current energy legislation; available upon request

**STANDARD
FINISHES**

- Antiqued Copper
- Satin Copper

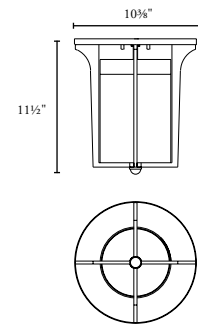
**SPECIALTY
FINISHES**

- Satin Nickel



SHOWN IN
SATIN COPPER

10240 Soleil
Ceiling Medium



Height	Diameter	Net Wt.
11½"	10 ³ / ₈ "	7.5 lbs
292 mm	264 mm	3.4 kg

Shade: 8¾" H x 6" dia; 222 x 152 mm
UL listed (or equivalent) for damp locations
Shade: white cased glass with 1¼" top banding
Bottom diffuser: white acrylic

LAMPING

- Incandescent**
- One, Medium base, A-19, 60w max
 - Compatible with LED Screw-in lamps

Lamp not included with fixture

LED: GU-24 Base lamping may be able to meet current energy legislation; available upon request

STANDARD
FINISHES

- Antiqued Copper
- Polished Copper
- Satin Copper

SPECIALTY
FINISHES

- Polished Nickel
- Satin Nickel



SHOWN IN
TEXTURED ESPRESSO

10220 Catacaos Ceiling (36")

Height	Diameter	Shade Height	Net Wt.
12 ¹ / ₂ "	36"	10"	27 lbs
318 mm	914 mm	254 mm	12.3 kg

Diagram showing the side view of the ceiling. The height is indicated as 12¹/₂" and the canopy diameter is indicated as 5⁷/₈".

Diagram showing the top view of the ceiling. The diameter is indicated as 36".

Canopy: 5⁷/₈" dia x 5⁷/₈" H; 149 x 16 mm

UL listed (or equivalent) for damp locations

Interior bottom diffuser: gloss white acrylic

Decorative grill and metal trim on shade is painted white when Bone White shade is selected. When Espresso shade is selected the grill and shade trim are painted black.

UL listed (or equivalent) for damp locations

Crown Brass Banding: Finished to match heads unless otherwise specified

REQUIRED INFORMATION

- Shade: Textured Bone White or Textured Espresso

10219	Catacaos Ceiling (30")	Height	Diameter	Shade Height	Net Wt.
		10¾"	30"	8"	19 lbs
		260 mm	762 mm	203 mm	8.6 kg

Canopy: 57/8" dia x 5/8" H; 149 x 16 mm

UL listed (or equivalent) for damp locations

Interior bottom diffuser: gloss white acrylic

Decorative grill and metal trim on shade is painted white when Bone White shade is selected. When Espresso shade is selected the grill and shade trim are painted black.

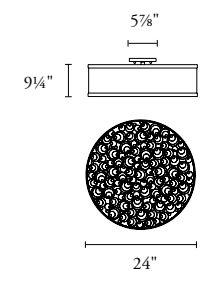
UL listed (or equivalent) for damp locations

Crown Brass Banding: Finished to match heads unless otherwise specified

REQUIRED INFORMATION

- Shade: Textured Bone White or Textured Espresso

10218	Catacaos Ceiling (24")	Height	Diameter	Shade Height	Net Wt.
		9¼"	24"	7"	15 lbs
		235 mm	610 mm	178 mm	6.8 kg



Canopy: 57/8" dia x 5/8" H; 149 x 16 mm

UL listed (or equivalent) for damp locations

Interior bottom diffuser: gloss white acrylic

Decorative grill and metal trim on shade is painted white when Bone White shade is selected. When Espresso shade is selected the grill and shade trim are painted black.

REQUIRED INFORMATION

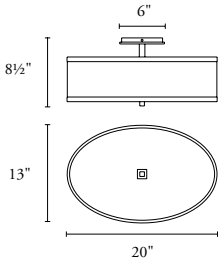
- Shade: Textured Bone White or Textured Espresso

LAMPING	SPECIALTY FINISHES
Incandescent <ul style="list-style-type: none">• Four, Medium base, A-19, 75w max each• Compatible with LED Screw-in lamps Lamps not included with fixture. LED: GU-24 Base lamping may be able to meet current energy legislation; available upon request Fluorescent <ul style="list-style-type: none">• Four, CFTR26W/GX24q or Four, CFTR32W/GX24q or Four, CFTR42W/GX24q• Universal 120v-277v Upcharges will apply for fluorescent dimming. Contact your local Boyd rep with the specification of the dimming control system being used. Lamps not included with fixture.	Canopy & Stem Only <ul style="list-style-type: none">• Polished Nickel• Satin Nickel OPTIONAL <ul style="list-style-type: none">• Fluorescent Dimming
LAMPING	SPECIALTY FINISHES
Incandescent <ul style="list-style-type: none">• Three, Medium base, A-19, 75w max each• Compatible with LED Screw-in lamps Lamps not included with fixture. LED: GU-24 Base lamping may be able to meet current energy legislation; available upon request Fluorescent <ul style="list-style-type: none">• Four, CFTR26W/GX24q or Four, CFTR32W/GX24q or Four, CFTR42W/GX24q• Universal 120v-277v Upcharges will apply for fluorescent dimming. Contact your local Boyd rep with the specification of the dimming control system being used. Lamps not included with fixture.	Canopy & Stem Only <ul style="list-style-type: none">• Polished Nickel• Satin Nickel OPTIONAL <ul style="list-style-type: none">• Fluorescent Dimming
LAMPING	SPECIALTY FINISHES
Incandescent <ul style="list-style-type: none">• Three, Medium base, A-19, 75w max each• Compatible with LED Screw-in lamps Lamps not included with fixture. LED: GU-24 Base lamping may be able to meet current energy legislation; available upon request Fluorescent <ul style="list-style-type: none">• Four, CFTR26W/GX24q or Four, CFTR32W/GX24q or Four, CFTR42W/GX24q• Universal 120v-277v Upcharges will apply for fluorescent dimming. Contact your local Boyd rep with the specification of the dimming control system being used. Lamps not included with fixture.	Canopy & Stem Only <ul style="list-style-type: none">• Polished Nickel• Satin Nickel OPTIONAL <ul style="list-style-type: none">• Fluorescent Dimming



SHOWN IN
SATIN NICKEL

10050 Presidio Oval Ceiling	Height	Width	Shade Height	Net Wt.
	8½"	20"	6"	8 lbs
	216 mm	508 mm	152 mm	3.6 kg
Oval shade: 20" L x 13" D x 6" H; 508 x 330 x 152 mm				
Canopy: 6" square x 7/8"; 152 x 22 mm				
UL listed (or equivalent) for damp locations				
Shade: oyster linen				
Bottom diffuser: white acrylic				



LAMPING	STANDARD FINISHES
Incandescent <ul style="list-style-type: none">• Two, Medium, A-19, 60w max each• Compatible with LED Screw-in lamps Lamps not included with fixture. LED: GU-24 Base lamping may be able to meet current energy legislation; available upon request	<ul style="list-style-type: none">• Antiqued Boyd Brass• Blackened Brass
Fluorescent <ul style="list-style-type: none">• One, FC9T5-22W/2GX13• Universal 120v-277v Upcharges will apply for fluorescent dimming. Contact your local Boyd rep with the specification of the dimming control system being used. Lamps not included with fixture.	SPECIALTY FINISHES <ul style="list-style-type: none">• Satin Nickel• Polished Nickel OPTIONAL <ul style="list-style-type: none">• Fluorescent Dimming

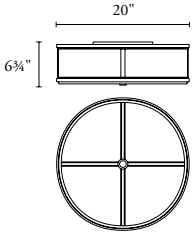
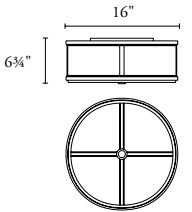


SHOWN IN
POLISHED NICKEL

<div>10049 Presidio Ceiling</div> <div></div>	Height	Diameter	Shade Height	Net Wt.	<div>LAMPING</div> <div>Incandescent<ul style="list-style-type: none">• Three, Medium base, A-19, 60w max each• Compatible with LED Screw-in lampsLamps not included with fixture.</div> <div>LED: GU-24 Base lighting may be able to meet current energy legislation; available upon request</div> <div>Fluorescent<ul style="list-style-type: none">• One, FC9T5-22W/2GX13• Universal 120v-277vUpcharges will apply for fluorescent dimming. Contact your local Boyd rep with the specification of the dimming control system being used.</div> <div>Lamps not included with fixture.</div>	<div>STANDARD FINISHES</div> <ul style="list-style-type: none">• Antiqued Boyd Brass• Blackened Brass <div>SPECIALTY FINISHES</div> <ul style="list-style-type: none">• Satin Nickel <div>OPTIONAL</div> <ul style="list-style-type: none">• Fluorescent Dimming
	9 1/4"	17 1/2"	6"	13 lbs		
	235 mm	445 mm	152 mm	5.9 kg		
	Round shade: 16" dia x 6" H; 406 x 152 mm Canopy: 17 1/2" dia x 1/2"; 445 x 13 mm UL listed (or equivalent) for damp locations Shade: oyster linen Top diffuser: white perforated metal Bottom diffuser: white acrylic					

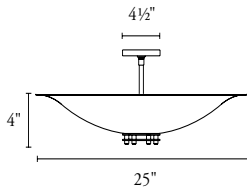


SHOWN IN
SATIN ALUMINUM

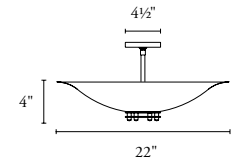
<div>10031</div> <div>Palos Verdes Ceiling (20")</div> <div></div>	<div>Height</div> <div>6 3/4" 171 mm</div> <div>Diameter</div> <div>20" 508 mm</div> <div>Net Wt.</div> <div>12 lbs 15.4 kg</div>	<div>UL listed (or equivalent) for damp locations</div> <div>Side/bottom diffuser: satin white acrylic</div> <div>Also available in specialty powder coats</div>	<div>LAMPING</div> <div>Incandescent</div> <div><ul style="list-style-type: none">Four, Medium base, A-15, 40w max each (ceiling fan lamp)Compatible with LED Screw-in lamps</div> <div>Lamps not included with fixture.</div> <div>LED: GU-24 Base lamping may be able to meet current energy legislation; available upon request</div> <div>Fluorescent</div> <div><ul style="list-style-type: none">One, CFS28W/GR10q-4 or One, CFS38W/GR10q-4Universal 120v-277v</div> <div>Upcharges will apply for fluorescent dimming. Contact your local Boyd rep with the specification of the dimming control system being used.</div> <div>Lamps not included with fixture.</div>	<div>STANDARD FINISHES</div> <div><ul style="list-style-type: none">Satin AluminumBlack GraniteCinnamon BronzeMatte White</div> <div>SPECIALTY FINISHES</div> <div><ul style="list-style-type: none">Silver Fog</div> <div>OPTIONS</div> <div><ul style="list-style-type: none">Fluorescent Dimming</div>
<div>10030</div> <div>Palos Verdes Ceiling (16")</div> <div></div>	<div>Height</div> <div>6 3/4" 171 mm</div> <div>Diameter</div> <div>16" 406 mm</div> <div>Net Wt.</div> <div>11 lbs 15 kg</div>	<div>UL listed (or equivalent) for damp locations</div> <div>Side/bottom diffuser: satin white acrylic</div> <div>Also available in specialty powder coats</div>	<div>LAMPING</div> <div>Incandescent</div> <div><ul style="list-style-type: none">Four, Medium base, A-15, 40w max each (ceiling fan lamp)Compatible with LED Screw-in lamps</div> <div>Lamps not included with fixture.</div> <div>LED: GU-24 Base lamping may be able to meet current energy legislation; available upon request</div> <div>Fluorescent</div> <div><ul style="list-style-type: none">One, CFS28W/GR10q-4 or One, CFS38W/GR10q-4Universal 120v-277v</div> <div>Upcharges will apply for fluorescent dimming. Contact your local Boyd rep with the specification of the dimming control system being used.</div> <div>Lamps not included with fixture.</div>	<div>STANDARD FINISHES</div> <div><ul style="list-style-type: none">Satin AluminumBlack GraniteCinnamon BronzeMatte White</div> <div>SPECIALTY FINISHES</div> <div><ul style="list-style-type: none">Silver Fog</div> <div>OPTIONS</div> <div><ul style="list-style-type: none">Fluorescent Dimming</div>



SHOWN IN
POLISHED BRASS

9845 Orion Ceiling (25")	Height	Diameter	Bowl Depth	Net Wt.
	10"	25"	4"	15 lbs
	254 mm	635 mm	102 mm	6.8 kg
				
Canopy: 4 1/2" dia x 5/8"; 114 x 16 mm				
UL listed (or equivalent) for damp locations				
Bowl: satin white glass				

LAMPING	STANDARD FINISHES
Incandescent <ul style="list-style-type: none">• Three, Medium base, A-19, 100w max each• Compatible with LED Screw-in lamps Lamps not included with fixture. LED: GU-24 Base lamping may be able to meet current energy legislation; available upon request Fluorescent <ul style="list-style-type: none">• Three, CFT13W/2GX7• Voltage 120v or 277v (non-dimming) Upcharges will apply for fluorescent dimming. Contact your local Boyd rep with the specification of the dimming control system being used. Lamps not included with fixture.	<ul style="list-style-type: none">• Polished Brass SPECIALTY FINISHES <ul style="list-style-type: none">• Polished Nickel OPTIONAL <ul style="list-style-type: none">• Fluorescent Dimming

9844 Orion Ceiling (22")	Height	Diameter	Bowl Depth	Net Wt.
	10"	22"	4"	11 lbs
	254 mm	559 mm	102 mm	5 kg
				
Canopy: 4 1/2" dia x 5/8"; 114 x 16 mm				
UL listed (or equivalent) for damp locations				
Bowl: satin white glass				

LAMPING	STANDARD FINISHES
Incandescent <ul style="list-style-type: none">• Three, Medium base, A-19, 100w max each• Compatible with LED Screw-in lamps Lamps not included with fixture. LED: GU-24 Base lamping may be able to meet current energy legislation; available upon request Fluorescent <ul style="list-style-type: none">• Three, CFT13W/2GX7• Voltage 120v or 277v (non-dimming) Upcharges will apply for fluorescent dimming. Contact your local Boyd rep with the specification of the dimming control system being used. Lamps not included with fixture.	<ul style="list-style-type: none">• Polished Brass SPECIALTY FINISHES <ul style="list-style-type: none">• Polished Nickel OPTIONAL <ul style="list-style-type: none">• Fluorescent Dimming

B O Y D

PENDANTS

TOTEM LINEAR PENDANT (10692)
TOTEM ROUND PENDANT (10691)
TOTEM 7 PENDANT (10690)
TOTEM 5 PENDANT (10689)
TOTEM 3 PENDANT (10688)
SAN MIGUEL (10652)
HOOPLA PENDANT SERIES
T-LIGHT PENDANT SERIES
TO-JI PENDANT SERIES
PROTEUS PENDANT (10595)
COMET CHANDELIER (10593)
TOPANGA II CHANDELIER, TWO-TIER (10517)
TOPANGA I CHANDELIER, TWO-TIER (10516)
TOPANGA II CHANDELIER SERIES
TOPANGA I CHANDELIER SERIES
OPTIC PENDANT (10498)
ZUCCA PENDANT (10491)
NEWTON PENDANT (10467)

NEWTON JR PENDANT (10466)
MARRAKESH LANTERN SERIES
VENICE PENDANT SERIES
ASPEN LANTERN (10356)
ASPEN PENDANT (10352)
SOLEIL PETITE PENDANT (10236)
SOLEIL SALON PENDANT (10235)
CATACAOS PENDANT SERIES
COSMO PENDANT SERIES
GLOBE PENDANT SERIES
PARISIAN PENDANT SERIES
PARASOL PENDANT SERIES
IMPERIAL, 10-FIN LANTERN (10126)
PREMIER 4-FIN LANTERN (10125)
CRISSCROSS PENDANT SERIES
CRISSCROSS LANTERN SERIES
MERCURY I CHANDELIER SERIES
PALOS VERDES PENDANT SERIES

ARCHETYPE PENDANT SERIES
ORION PENDANT SERIES
CARTESIAN I PENDANT (44000)



3-STEM, 5-CAST FORMS MIXED FIXTURE SHOWN IN CLOUD WITH 22K YELLOW GOLD LEAF INSIDE CAST FORMS

GENERAL INFO FOR ALL

UL listed (or equivalent) for damp locations
Fixture must be properly supported due to weight. Please consult your local electrician.

REQUIRED INFORMATION

- Cast Form (Trapezoid, Oval or Mixed)

LAMPING OPTIONS FOR ALL

LED
• 3000°K / 90+ CRI
• Universal 120v-277v
• Lamp included with fixture

The LED lamps standard in this fixture can be dimmed using 0-10v low-voltage dimming controls and wiring.

STANDARD FINISHES

Fixture
• Cloud
• Coal

Inside Cast Forms
• Cloud (only available when Fixture is finished in Cloud)

OPTIONAL

Inside Cast Forms
• 12k White Gold Leaf
• 22k Yellow Gold Leaf

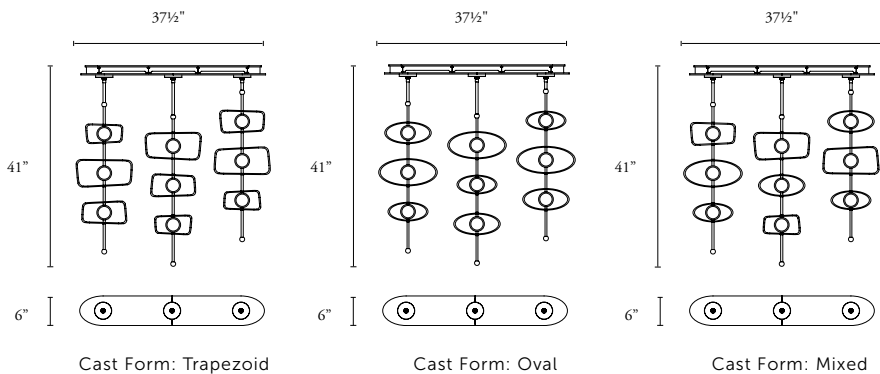
TOTEM LINEAR PENDANT WITH 3 STEMS AND 3, 5 OR 7 CAST FORMS

10692-3-3 Totem Linear Pendant with 3 Stems and 3 Cast Forms

Canopy: 17/8" H x 37 1/2" W; 48 mm x 953 mm

Height	Length	Width	Net Wt.
41"	37 1/2"	6"	45 lbs
1041 mm	953 mm	152mm	20.5 kg

LED
• 18 total watts, Standard
• ≈ 1260 Fixture Lumens

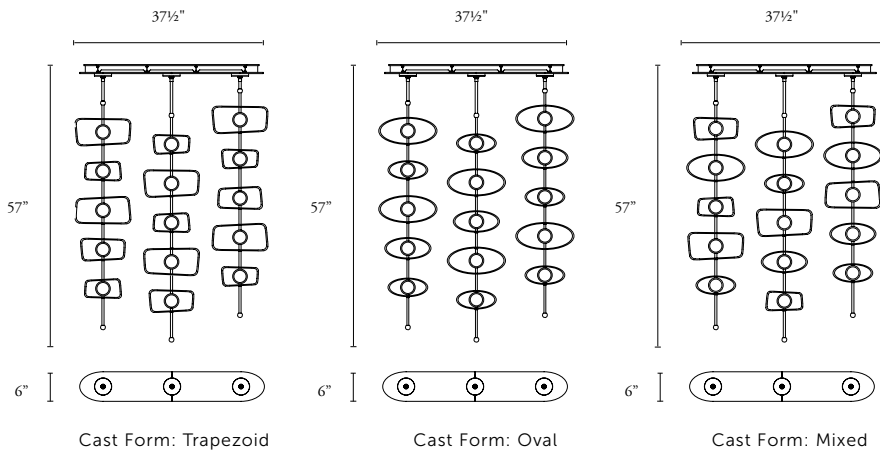


10692-3-5 Totem Linear Pendant with 3 Stems and 5 Cast Forms

Canopy: 17/8" H x 37 1/2" W; 48 mm x 953 mm

Height	Length	Width	Net Wt.
57"	37 1/2"	6"	63 lbs
1448 mm	953 mm	152 mm	28.6 kg

LED
• 30 total watts, Standard
• ≈ 2100 Fixture Lumens

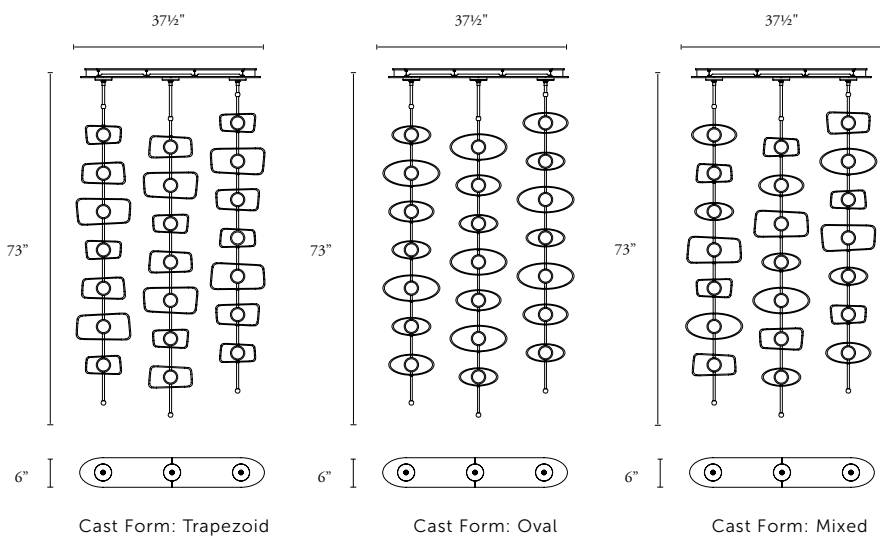


10692-3-7 Totem Linear Pendant with 3 Stems and 7 Cast Forms

Canopy: 17/8" H x 37 1/2" W; 48 mm x 953 mm

Height	Length	Width	Net Wt.
73"	37 1/2"	6"	82 lbs
1854 mm	953 mm	152 mm	37.3 kg

LED
• 42 total watts, Standard
• ≈ 2940 Fixture Lumens



TOTEM LINEAR PENDANT WITH 5 STEMS AND 3, 5 OR 7 CAST FORMS

10692-5-3

Totem Linear Pendant
with 5 Stems
and 3 Cast Forms

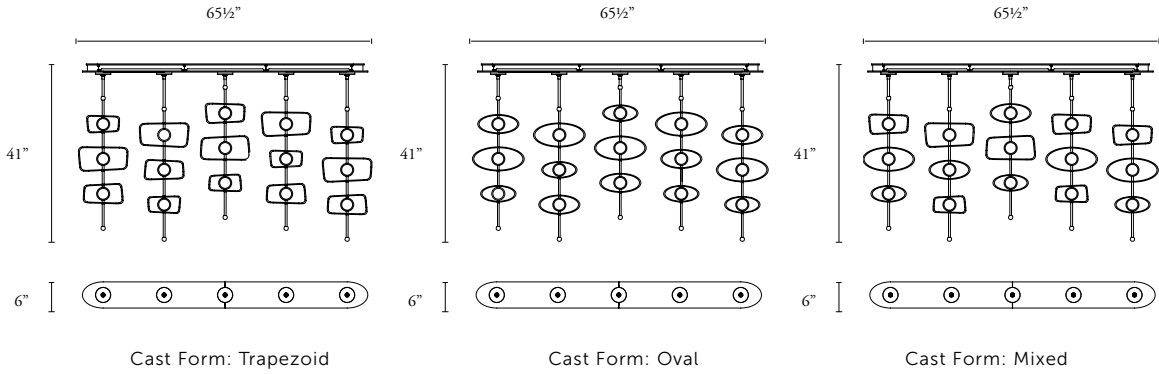
Canopy: 17/8" H x 65 1/2" W;
48 mm x 1664 mm

Height	Length
41"	65 1/2"
1041 mm	1664 mm

Width	Net Wt.
6"	72 lbs
152 mm	32.7 kg

LED

- 30 total watts, Standard
- ≈ 2100 Fixture Lumens



10692-5-5

Totem Linear Pendant
with 5 Stems
and 5 Cast Forms

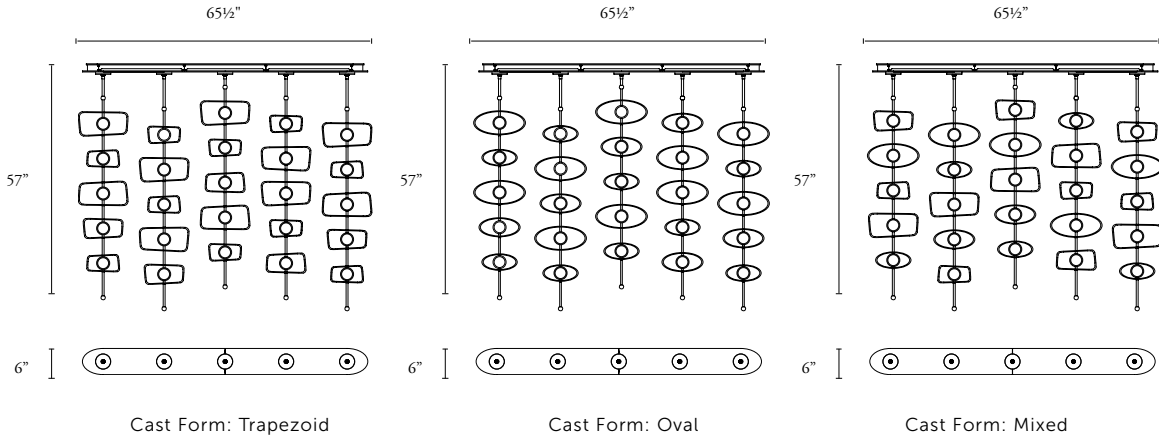
Canopy: 17/8" H x 65 1/2" W;
48 mm x 1664 mm

Height	Length
57"	65 1/2"
1448 mm	1664 mm

Width	Net Wt.
6"	102 lbs
152 mm	46.4 kg

LED

- 50 total watts, Standard
- ≈ 3500 Fixture Lumens



10692-5-7

Totem Linear Pendant
with 5 Stems
and 7 Cast Forms

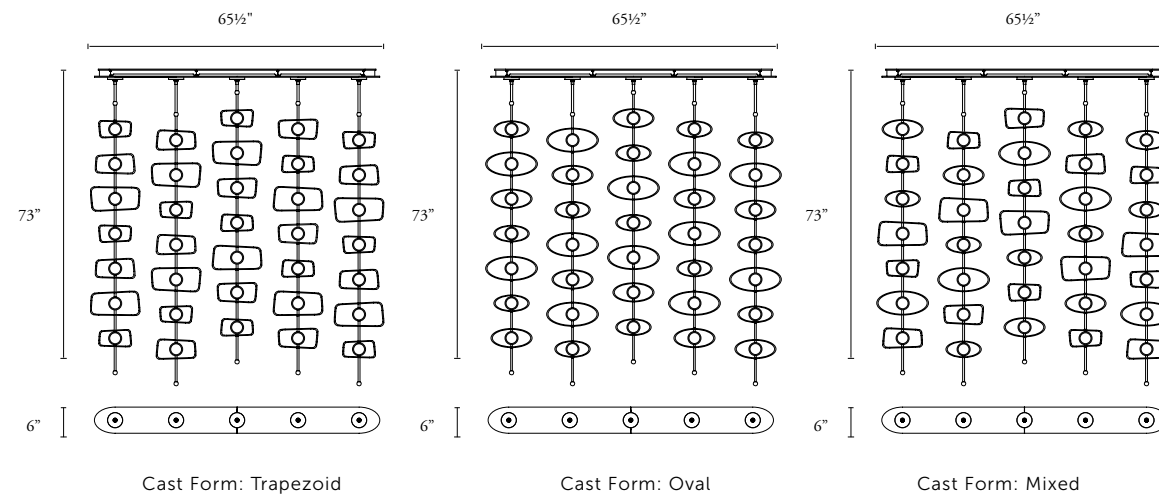
Canopy: 17/8" H x 65 1/2" W;
48 mm x 1664 mm

Height	Length
73"	65 1/2"
1854 mm	1664 mm

Width	Net Wt.
6"	140 lbs
152 mm	63.6 kg

LED

- 70 total watts, Standard
- ≈ 4900 Fixture Lumens





3-STEM, 5-CAST FORMS MIXED FIXTURE SHOWN IN CLOUD WITH 22K YELLOW GOLD LEAF INSIDE CAST FORMS

GENERAL INFO FOR ALL

- UL listed (or equivalent) for damp locations
- Fixture must be properly supported due to weight. Please consult your local electrician.

REQUIRED INFORMATION

- Cast Form (Trapezoid, Oval or Mixed)

LAMPING FOR ALL

LED

- 3000°K / 90+ CRI
- Universal 120v-277v
- Lamp included with fixture

The LED lamps standard in this fixture can be dimmed using 0-10v low-voltage dimming controls and wiring.

STANDARD FINISHES

Fixture

- Cloud
- Coal

Inside Cast Forms

- Cloud (only available when Fixture is finished in Cloud)

OPTIONAL

Inside Cast Forms

- 12k White Gold Leaf
- 22k Yellow Gold Leaf

Lamping

- LED Dimming

TOTEM ROUND PENDANT WITH 3 STEMS AND 3, 5 OR 7 CAST FORMS

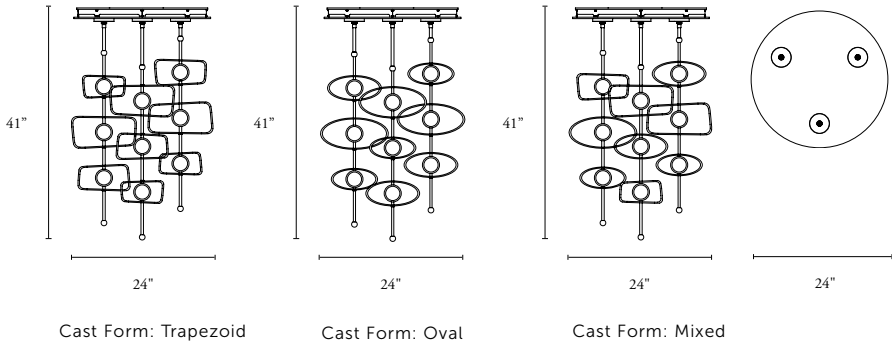
10691-3-3 Totem Round Pendant with 3 Stems and 3 Cast Forms

Canopy: 11/8" H x 24" D; 48 mm x 610 mm

Height	Diameter	Net Wt.
41"	24"	60 lbs
1041 mm	610 mm	27.3 kg

LED

- 18 total watts, Standard
- ≈ 1260 Fixture Lumens



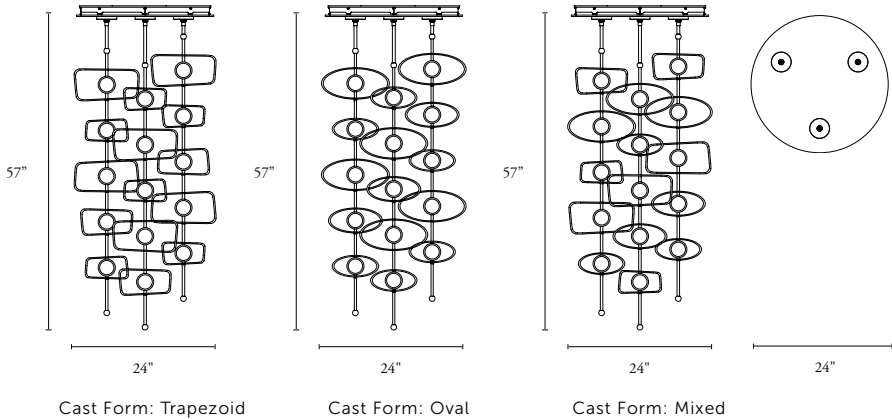
10691-3-5 Totem Round Pendant with 3 Stems and 5 Cast Forms

Canopy: 11/8" H x 24" D; 48 mm x 610 mm

Height	Diameter	Net Wt.
57"	24"	76 lbs
1448 mm	610 mm	34.6 kg

LED

- 30 total watts, Standard
- ≈ 2100 Fixture Lumens



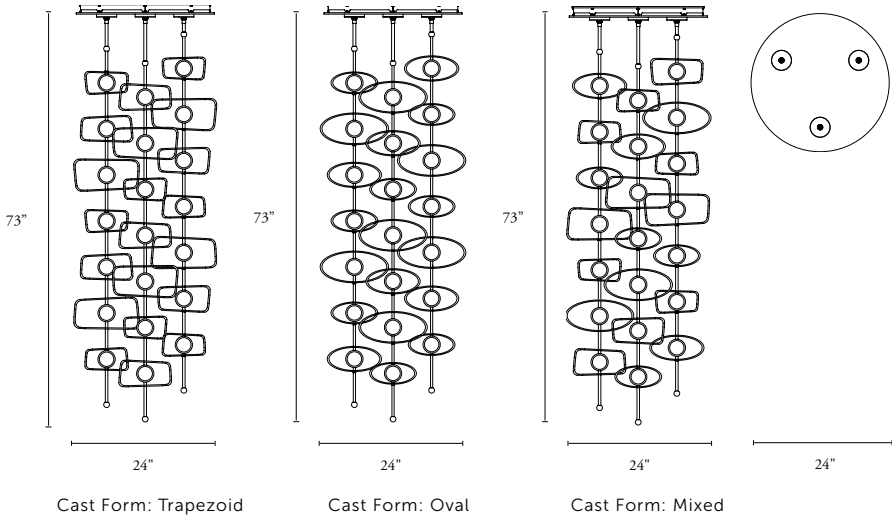
10691-3-7 Totem Round Pendant with 3 Stems and 7 Cast Forms

Canopy: 11/8" H x 24" D; 48 mm x 610 mm

Height	Diameter	Net Wt.
73"	24"	95 lbs
1854 mm	610 mm	43.2 kg

LED

- 42 total watts, Standard
- ≈ 2940 Fixture Lumens



CONTINUED...

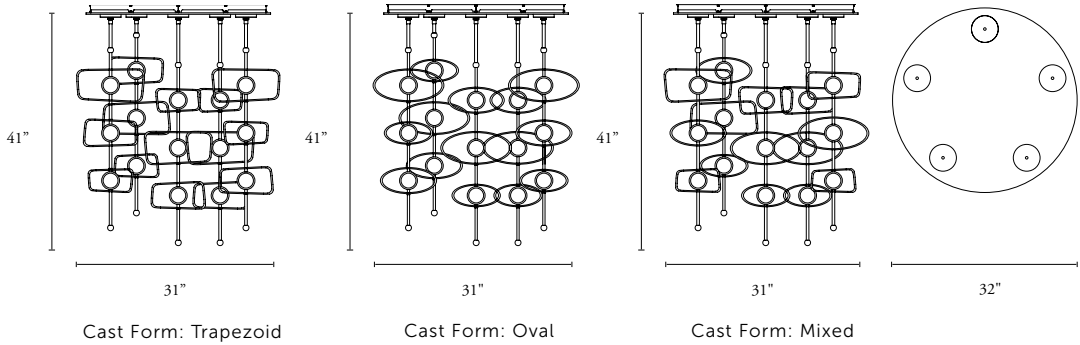
TOTEM ROUND PENDANT WITH 5 STEMS AND 3, 5 OR 7 CAST FORMS

10691-5-3 Totem Round Pendant with 5 Stems and 3 Cast Forms

Canopy: 11/8" H x 32" D;
48 mm x 610 mm

Height	Diameter	Net Wt.
41"	31"	86 lbs
1041 mm	787 mm	39.1 kg

- LED
- 30 total watts, Standard
 - ≈ 2100 Fixture Lumens

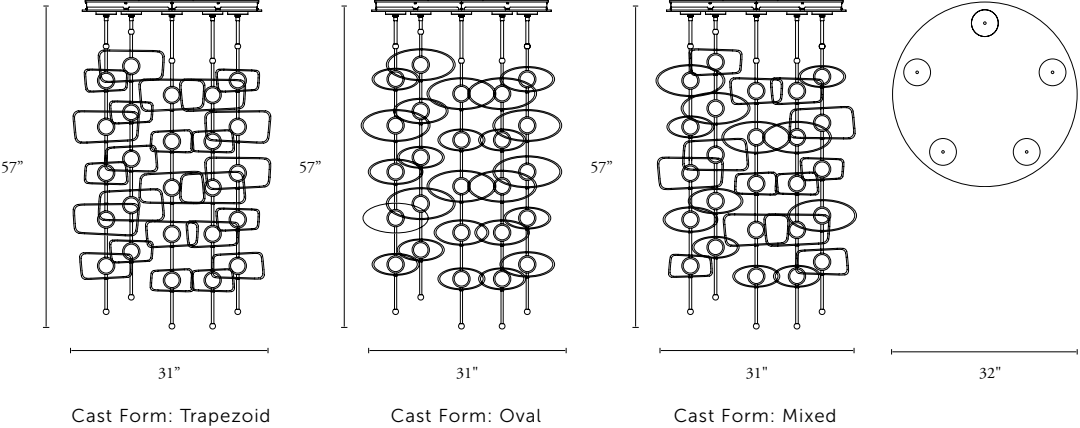


10691-5-5 Totem Round Pendant with 5 Stems and 5 Cast Forms

Canopy: 11/8" H x 32" D;
48 mm x 610 mm

Height	Diameter	Net Wt.
57"	31"	118 lbs
1448 mm	787 mm	53.6 kg

- LED
- 50 total watts, Standard
 - ≈ 3500 Fixture Lumens

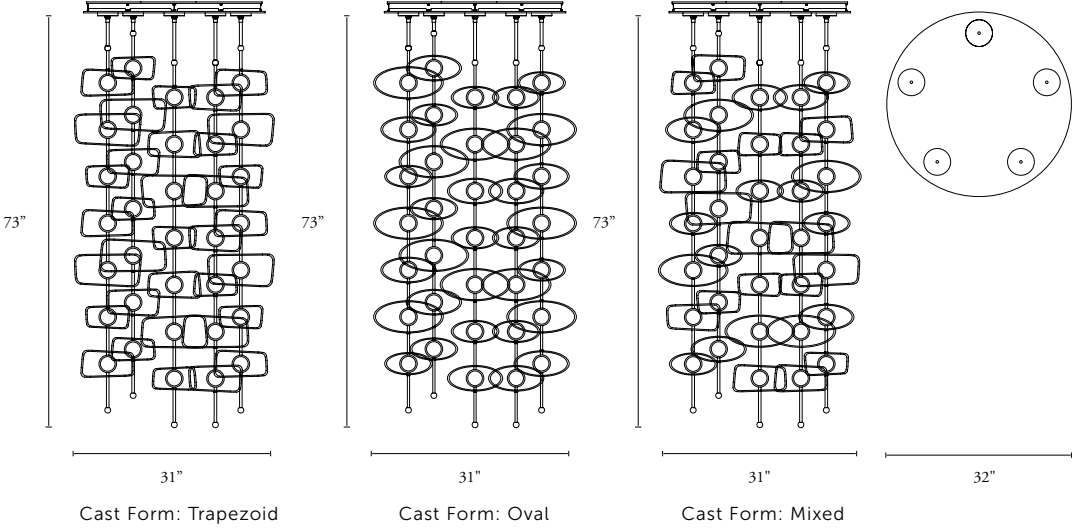


10691-5-7 Totem Round Pendant with 5 Stems and 7 Cast Forms

Canopy: 11/8" H x 32" D;
48 mm x 610 mm

Height	Diameter	Net Wt.
73"	31"	150 lbs
1854 mm	787 mm	68 kg

- LED
- 70 total watts, Standard
 - ≈ 4900 Fixture Lumens





MIXED FIXTURE SHOWN IN CLOUD
WITH 22K YELLOW GOLD LEAF INSIDE CAST FORMS

GENERAL INFO FOR ALL

- Canopy: 8 1/2" D x 2" H; 216 mm x 51 mm
- UL listed (or equivalent) for damp locations
- CE Approved version available upon special request (no upcharge)

REQUIRED INFORMATION

- Cast Form (Trapezoid, Oval or Mixed)

LAMPING FOR ALL

- LED**
- 3000° K / 90+ CRI
 - Universal 120v-277v
 - Lamp included with fixture
- The LED lamps standard in this fixture can be dimmed using 0-10v low-voltage dimming controls and wiring.
- CE Approved version available upon special request (no upcharge)

STANDARD FINISHES

- Fixture**
- Cloud
 - Coal
- Inside Cast Forms**
- Cloud (only available when Fixture is finished in Cloud)

OPTIONAL

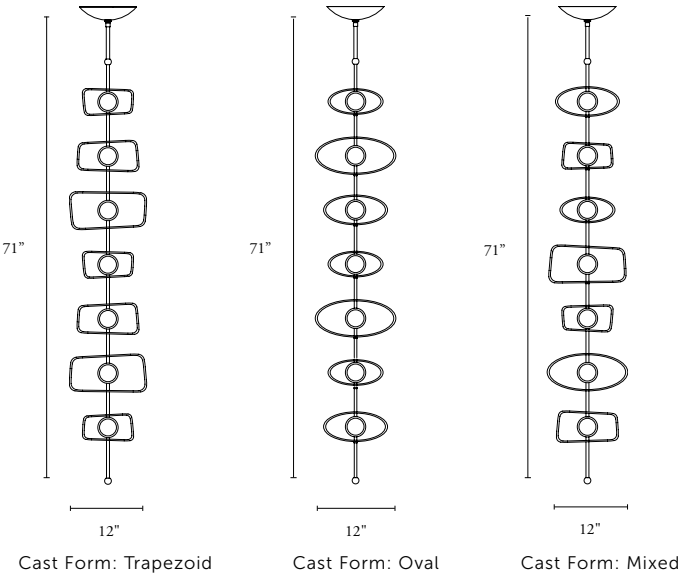
- Inside Cast Forms**
- 12k White Gold Leaf
 - 22k Yellow Gold Leaf

10690 Totem 7 Pendant

Specify Cast Form: Trapezoid, Oval or mixed

Height	Width	Net Wt.
71"	12"	25-30 lbs
1804 mm	305 mm	11.4-13.7 kg

- LED**
- 14 total watts, Standard
 - ≈ 980 Fixture Lumens





OVAL FIXTURE SHOWN IN CLOUD
WITH CLOUD INSIDE CAST FORMS

GENERAL INFO FOR ALL

- Canopy: 8½" D x 2" H; 216 mm x 51 mm
- UL listed (or equivalent) for damp locations
- CE Approved version available upon special request (no upcharge)

REQUIRED INFORMATION

- Cast Form (Trapezoid, Oval or Mixed)

LAMPING FOR ALL

- LED**
- 3000°K / 90+ CRI
 - Universal 120v-277v
 - Lamp included with fixture

The LED lamps standard in this fixture can be dimmed using 0-10v low-voltage dimming controls and wiring.

CE Approved version available upon special request (no upcharge)

STANDARD FINISHES

- Fixture**
- Cloud
 - Coal
- Inside Cast Forms**
- Cloud (only available when Fixture is finished in Cloud)

OPTIONAL

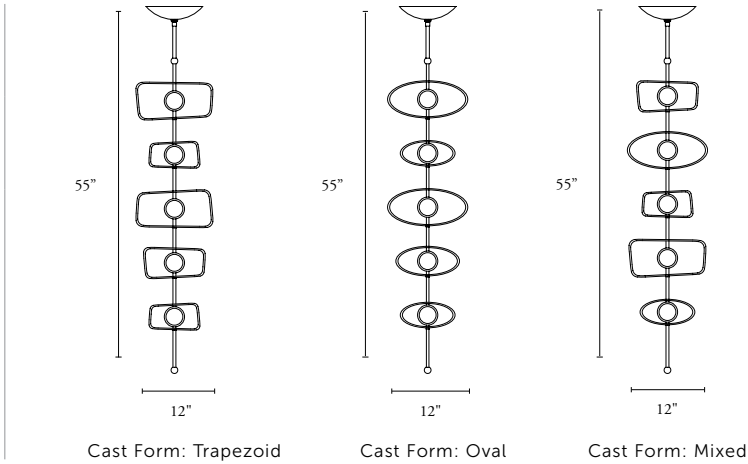
- Inside Cast Forms**
- 12k White Gold Leaf
 - 22k Yellow Gold Leaf

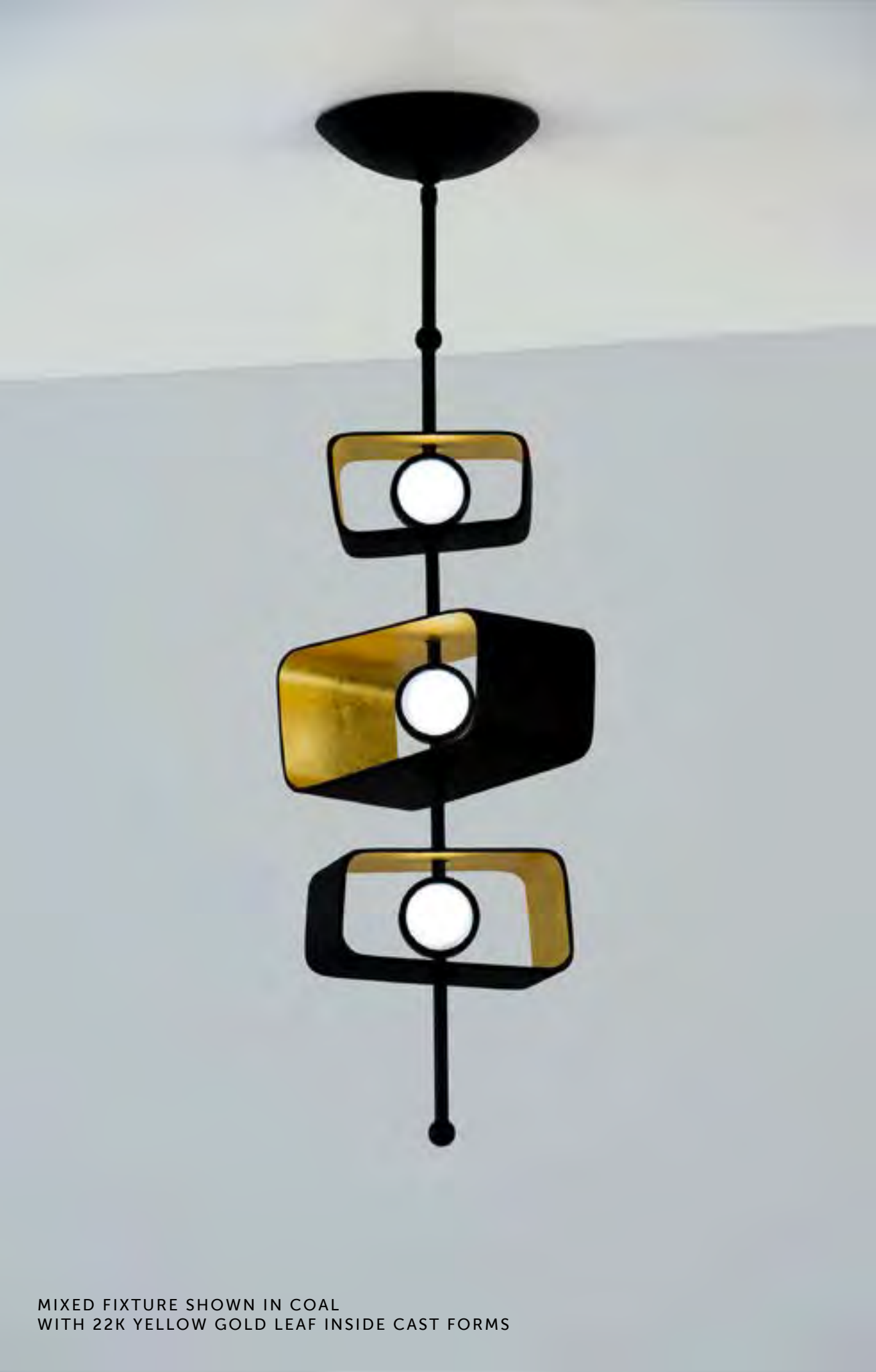
10689 Totem 5 Pendant

Specify Cast Form: Trapezoid, Oval or Mixed

Height	Width	Net Wt.
55"	12"	18-22 lbs
1397 mm	305 mm	8-10 kg

- LED**
- 10 total watts, Standard
 - ≈ 700 Fixture Lumens





MIXED FIXTURE SHOWN IN COAL
WITH 22K YELLOW GOLD LEAF INSIDE CAST FORMS

GENERAL INFO FOR ALL

- Canopy: 8 1/2" D x 2" H; 216 mm x 51 mm
- UL listed (or equivalent) for damp locations
- CE Approved version available upon special request (no upcharge)

REQUIRED INFORMATION

- Cast Form (Trapezoid, Oval or Mixed)

LAMPING FOR ALL

- LED**
- 3000 °K / 90+ CRI
 - Universal 120v-277v
 - Lamp included with fixture

The LED lamps standard in this fixture can be dimmed using 0-10v low-voltage dimming controls and wiring.

CE Approved version available upon special request (no upcharge)

STANDARD FINISHES

- Fixture**
- Cloud
 - Coal
- Inside Cast Forms**
- Cloud (only available when Fixture is finished in Cloud)

OPTIONAL

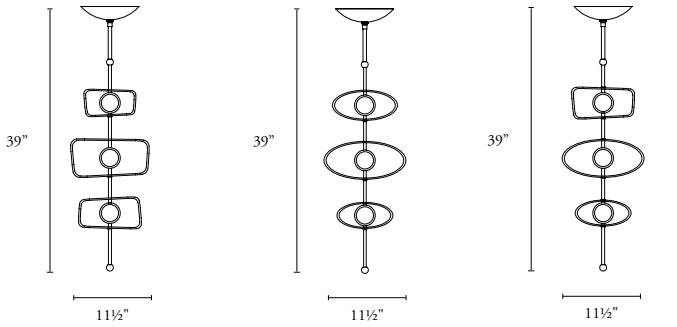
- Inside Cast Forms**
- 12k White Gold Leaf
 - 22k Yellow Gold Leaf

10688 Totem 3 Pendant

Specify Cast Form: Trapezoid, Oval or Mixed

Height	Width	Net Wt.
39"	11 1/2"	12-14 lbs
991 mm	292 mm	5 1/2 - 6 1/2 kg

- LED**
- 6 total watts, Standard
 - ≈ 420 Fixture Lumens

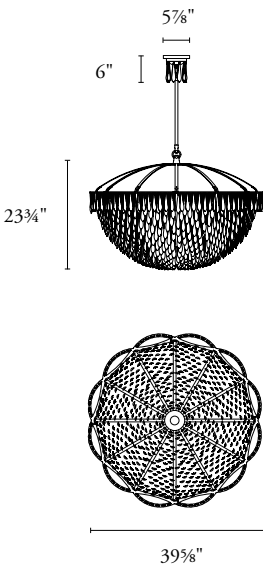


Cast Form: Trapezoid Cast Form: Oval Cast Form: Mixed



SHOWN IN
SATIN BRASS

10652 San Miguel Chandelier



Height	Cage Height	Diameter	Net Wt.
Specify	23 3/4"	39 5/8"	75 lbs
	603 mm	1006 mm	34.1 kg

Canopy: 5 7/8" dia; 149 mm
UL listed (or equivalent) for damp locations
Regardless of selected finish, the hanging drops will always remain Satin Brass on the outside and Polished Brass on the inside, with a Prismatic Gold powder coat screen backing. Lamping components will be Satin Brass.

REQUIRED INFORMATION

- Height Overall: 42" - 66"; 1067 - 1676 mm

LAMPING

Incandescent

- Eight, Medium base, A-19, 60W max each
- Compatible with LED Screw-in lamps

To change the look of this fixture, consider using nostalgia lamps in varying shapes. Clear lamps recommended.

Lamps not included with fixture.

STANDARD FINISHES

Fixture Cage

- Satin Brass

SPECIALTY FINISHES

Fixture Cage

- Antiqued Boyd Brass
- Blackened Brass



SHOWN IN
COFFEE BEAN

10620

Hoopla
Pendant I

8½"

30" - 54"

16"

I ⅞"

Height	Diameter	Ring Height	Net Wt.
Specify"	16" 406 mm	7/8" 22 mm	4 lbs 1.8 kg

Canopy: 8½" diameter x 2½"; 216 x 64 mm

UL listed (or equivalent) for damp locations

Diffuser: satin white acrylic

Photometric report and ies file available for download at www.boydlighting.com

REQUIRED INFORMATION

- Height Overall: 30" - 54"; 762 - 1372 mm

LAMPING

LED

Standard

- 21 Watts
- 2700°K/90+ CRI
- Universal 120v-277v
- ≈ 750 Fixture Lumens
- Lamps included with fixture

High-output

- 28 Watts
- 2700°K/90+ CRI
- Universal 120v-277v
- ≈ 1,000 Fixture Lumens
- Lamps included with fixture

When using a basic on-off switch, the Standard option is recommended.

Fixtures can be dimmed using 0-10V low voltage dimming controls and wiring.

STANDARD FINISHES

- Coffee Bean
- Milk

10621

Hoopla
Pendant II

8½"

30" - 54"

24"

I ⅞"

Height	Diameter	Ring Height	Net Wt.
Specify	24" 610 mm	7/8" 22 mm	5 lbs 2.3 kg

Canopy: 8½" diameter x 2½"; 216 x 64 mm

UL listed (or equivalent) for damp locations

Diffuser: satin white acrylic

Photometric report and ies file available for download at www.boydlighting.com

REQUIRED INFORMATION

- Height Overall: 30" - 54"; 762 - 1372 mm

LAMPING

LED

Standard

- 26 Watts
- 2700°K/90+ CRI
- Universal 120v-277v
- ≈ 950 Fixture Lumens
- Lamps included with fixture

High-output

- 36 Watts
- 2700°K/90+ CRI
- Universal 120v-277v
- ≈ 1,300 Fixture Lumens
- Lamps included with fixture

When using a basic on-off switch, the Standard option is recommended.

Fixtures can be dimmed using 0-10V low voltage dimming controls and wiring.

STANDARD FINISHES

- Coffee Bean
- Milk



SHOWN IN
GLOSS WHITE

10614 T-Light
Pendant 5'

Overall Height	Frame/ Glass Height	Width	Length	Net Wt.
Specify	5½" 140 mm	67⁄8" 174 mm	60" 1524 mm	41 lbs 19 kg

Canopy: 5" square; 127mm

UL listed (or equivalent) for damp locations

Glass: ¾" frosted water white glass

Uplight and downlight wired for use with either one or two circuits

Also available in specialty powder coats

Photometric report and ies file available for download at www.boydlighting.com

REQUIRED INFORMATION

- Height Overall: 12" - 48"; 304 - 1219 mm

LAMPING

- LED
- 56 watts
 - Standard 3000°K/90+ CRI
 - Universal 120v-277v
 - ≈ 3,625 Fixture Lumens
 - Lamps included with fixture

Fixtures can be dimmed using 0-10V low voltage dimming controls and wiring.

STANDARD FINISHES

- Cinnamon Bronze
- Black Granite
- Gossamer Aluminum
- Gloss White
- Golden Gate Orange
- Coffee Bean

SPECIALTY FINISHES

- Silver Fog

10615 T-Light
Pendant 6'

Overall Height	Frame/ Glass Height	Width	Length	Net Wt.
Specify	5½" 140 mm	67⁄8" 174 mm	72" 1828 mm	47 lbs 21 kg

Canopy: 5" square; 127 mm

UL listed (or equivalent) for damp locations

Glass: ¾" frosted water white glass

Uplight and downlight wired for use with either one or two circuits

Also available in specialty powder coats

REQUIRED INFORMATION

- Height Overall: 12" - 48"; 304 - 1219 mm

LAMPING

- LED
- 64 watts
 - Standard 3000°K/90+ CRI
 - Universal 120v-277v
 - ≈ 4,150 Fixture Lumens
 - Lamps included with fixture

Fixtures can be dimmed using 0-10V low voltage dimming controls and wiring.

STANDARD FINISHES

- Cinnamon Bronze
- Black Granite
- Gossamer Aluminum
- Gloss White
- Golden Gate Orange
- Coffee Bean

SPECIALTY FINISHES

- Silver Fog

10616 T-Light
Pendant 7'

Overall Height	Frame/ Glass Height	Width	Length	Net Wt.
Specify	5½" 140 mm	67⁄8" 174 mm	84" 2133 mm	55 lbs 25 kg

Canopy: 5" square; 127 mm

UL listed (or equivalent) for damp locations

Glass: ¾" frosted water white glass

Uplight and downlight wired for use with either one or two circuits

Also available in specialty powder coats

REQUIRED INFORMATION

- Height Overall: 12" - 48"; 304 - 1219 mm

LAMPING

- LED
- 64 watts
 - Standard 3000°K/90+ CRI
 - Universal 120v-277v
 - ≈ 4,150 Fixture Lumens
 - Lamps included with fixture

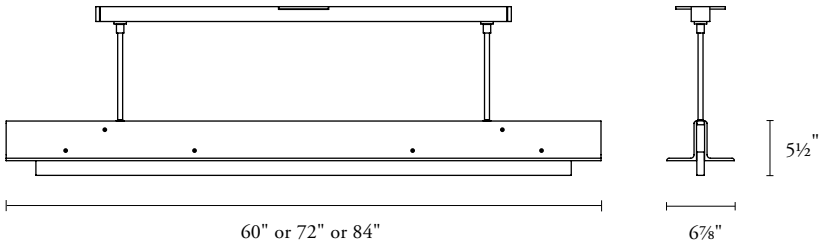
Fixtures can be dimmed using 0-10V low voltage dimming controls and wiring.

STANDARD FINISHES

- Cinnamon Bronze
- Black Granite
- Gossamer Aluminum
- Gloss White
- Golden Gate Orange
- Coffee Bean

SPECIALTY FINISHES

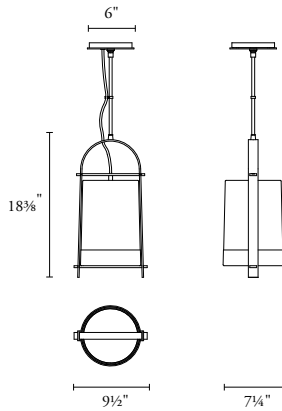
- Silver Fog





SHOWN IN
SATIN BRASS AND
RED CORD

10601 To-Ji Pendant I



Overall Height	Frame Height	Width	Net Wt.
Specify	18 ³ / ₈ " 467 mm	9 ¹ / ₂ " 241 mm	10 lbs 4.5 kg

Shade: 7¹/₄" x 7³/₄" x 11"; 184 x 197 x 279 mm
Canopy: 6" sq; 152 mm
UL listed (or equivalent) for damp locations
Shade: white rayon/acetate blend with 2¹/₂" external opaque banding
Top and bottom diffusers: white acrylic
Cord management clip provided

REQUIRED INFORMATION

- Height Overall: 30" - 48"; 762 - 1219 mm
- Cord Options: Charcoal, Dark Olive, Red, Silver, Warm Tan or Black

LAMPING

- Incandescent**
- One, Medium base, A-21,150w max
 - Compatible with LED Screw-in lamps

Lamp not included with fixture

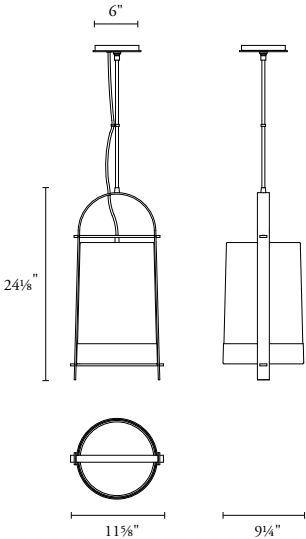
STANDARD FINISHES

- Antiqued Boyd Brass
- Blackened Brass
- Satin Brass
- Gossamer Gold

SPECIALTY FINISHES

- Satin Nickel

10602 To-Ji Pendant II



Overall Height	Frame Height	Width	Net Wt.
Specify	24 ¹ / ₈ " 613 mm	11 ⁵ / ₈ " 295 mm	11 lbs 5 kg

Shade: 9¹/₄" x 10" x 15¹/₄"; 235 x 254 x 387 mm
Canopy: 6" sq; 152 mm
UL listed (or equivalent) for damp locations
Shade: white rayon/acetate blend with 2¹/₂" external opaque banding
Top and bottom diffusers: white acrylic
Cord management clip provided

REQUIRED INFORMATION

- Height Overall: 36"-54"; 914-1372 mm
- Cord Options: Charcoal, Dark Olive, Red, Silver, Warm Tan or Black

LAMPING

- Incandescent**
- One, Medium base, A-21,100w max
 - Compatible with LED Screw-in lamps

Lamp not included with fixture

STANDARD FINISHES

- Antiqued Boyd Brass
- Blackened Brass
- Satin Brass
- Gossamer Gold

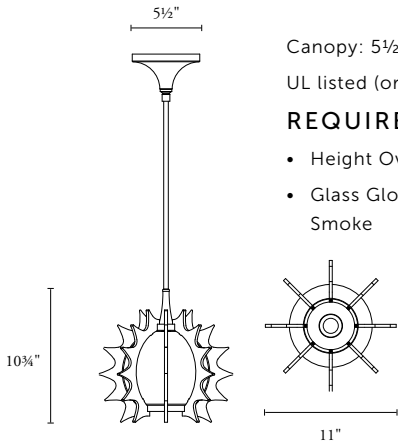
SPECIALTY FINISHES

- Satin Nickel



SHOWN IN
SATIN NICKEL AND
OPAL WHITE GLASS

10595 Proteus
Pendant



Height	Diameter	Frame Height	Net Wt.
Specify	11"	10 3/4"	11 lbs
	279 mm	273 mm	5 kg

Canopy: 5 1/2" dia x 2 7/8" H; 140 x 73 mm
UL listed (or equivalent) for damp locations

REQUIRED INFORMATION

- Height Overall: 24" - 42"; 610 - 1219 mm
- Glass Globe Shade: Opal White, Amber or Smoke

LAMPING

- Incandescent**
- One, Candelabra base, B-10, 60w max
 - Compatible with LED Screw-in lamps

Lamp not included with fixture.

STANDARD
FINISHES

- Antiqued Boyd Brass
- Blackened Brass
- Satin Brass
- Gossamer Gold

SPECIALTY
FINISHES

- Satin Nickel



SHOWN IN
BLACKENED BRASS (ARMS, CANOPY FRAME, HANGING STEMS, BEAM) AND
ANTIQUED BOYD NICKEL (SPIKE, CANOPY, END CAPS, MEDALLIONS)

10593 Comet Chandelier

	Body Height	Width	Length	Net Wt.
Specify	22 ³ / ₈ " 568 mm	16" 406 mm	63 ¹ / ₂ " 1613 mm	100 lbs 45.5 kg

Canopies: 6" x 5" x 3/4" H; 152 x 127 x 19 mm

Shades: 6³/₈" W x 4⁵/₈" H; 162 x 117 mm

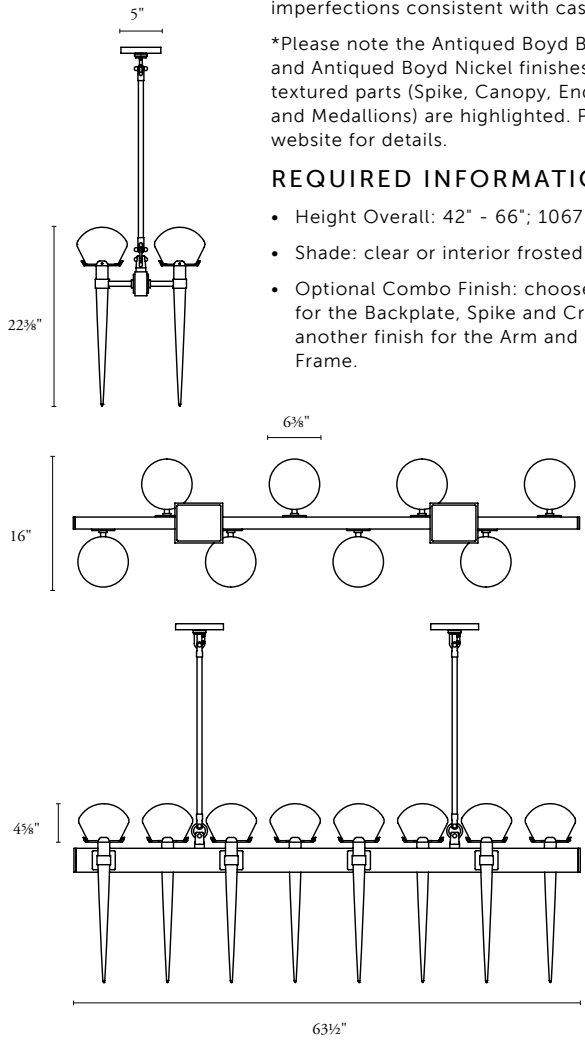
UL listed (or equivalent) for damp locations

Spike, canopy, end caps and medallion sand-castings may exhibit slight imperfections consistent with castings

*Please note the Antiqued Boyd Brass and Antiqued Boyd Nickel finishes on the textured parts (Spike, Canopy, End Caps and Medallions) are highlighted. Please see website for details.

REQUIRED INFORMATION

- Height Overall: 42" - 66"; 1067 - 1676 mm
- Shade: clear or interior frosted glass
- Optional Combo Finish: choose one finish for the Backplate, Spike and Cradle, and another finish for the Arm and Backplate Frame.



LAMPING

Incandescent

- Eight, Candelabra base, B-10, 40w max
- Compatible with LED Screw-in lamps

Lamps not included with fixture

STANDARD FINISHES

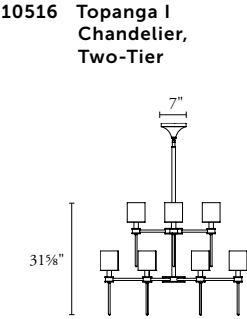
- Antiqued Boyd Brass*
- Polished Brass
- Blackened Brass
- Satin Brass

SPECIALTY FINISHES

- Antiqued Boyd Nickel*
- Polished Nickel
- Satin Nickel
- Combo



SHOWN IN
POLISHED NICKEL AND
SAND SHAGREEN



10516 Topanga I
Chandelier,
Two-Tier

Height	Diameter	Frame Height	Net Wt.
Specify	44 1/4" 1124 mm	31 5/8" 803 mm	50 lbs 22.7 kg

Screw-on Round shades:
5" dia x 5 1/2" H; 127 x 140 mm

Canopy: 7" dia x 4" H; 178 x 102 mm

UL listed (or equivalent) for damp locations

Shades: white linen (standard) or finished metal (upcharge)

Choice of shagreen or wood collar

Pendant has twelve arms with shades

Central hubs on wood version will be in a matching metal finish

Fixture must be properly supported due to weight

REQUIRED INFORMATION

- Height Overall: 54" - 78"; 1372 - 1981 mm
- Shagreen Collar: Charcoal, Chocolate, Peony, Sage Green or Sand. Shagreen is subject to dye lot and cut variations.
- Wood Collar: Grey Cerused Oak, Natural Maple or Natural Walnut

LAMPING

Incandescent

- Twelve, Candelabra base, B-10, 40w max each
- Compatible with LED Screw-in lamps

Lamps not included with fixture.

STANDARD FINISHES

- Antiqued Boyd Brass
- Blackened Brass
- Polished Brass
- Satin Brass

SPECIALTY FINISHES

- Polished Nickel
- Satin Nickel

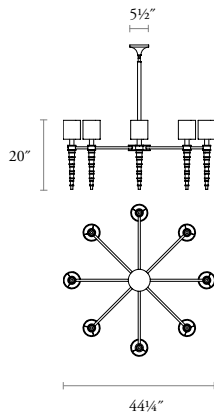
OPTIONAL

- Finished Metal Shades



SHOWN IN
POLISHED NICKEL AND
CHARCOAL SHAGREEN

10515 Topanga II
Chandelier,
8-arm



Height	Diameter	Frame Height	Net Wt.
Specify	44 1/4" 1124 mm	20" 508 mm	80 lbs 36.3 kg

Screw-on Round shades:
5" dia x 5 1/2" H; 127 x 140 mm

Canopy: 5 1/2" dia x 2 7/8" H; 140 x 73 mm

UL listed (or equivalent) for damp locations

Shades: white linen (standard) or finished metal (upcharge)

Choice of shagreen or wood collars

Pendant has eight arms with shades

Central hubs on wood version will be in a matching metal finish

Fixture must be properly supported due to weight

REQUIRED INFORMATION

- Height Overall: 30" - 54"; 762 - 1372 mm
- Shagreen Collar: Charcoal, Chocolate, Peony, Sage Green or Sand. Shagreen is subject to dye lot and cut variations.
- Wood Collar: Grey Cerused Oak, Natural Maple or Natural Walnut

LAMPING

- Incandescent**
- Eight, Candelabra base, B-10, 40w max each
 - Compatible with LED Screw-in lamps

Lamps not included with fixture

STANDARD FINISHES

- Antiqued Boyd Brass
- Blackened Brass
- Polished Brass
- Satin Brass

SPECIALTY FINISHES

- Polished Nickel
- Satin Nickel

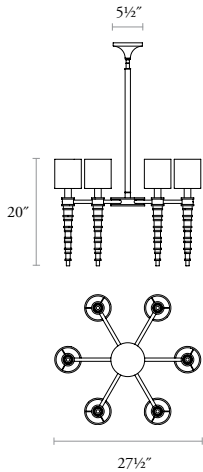
OPTIONAL

- Finished Metal Shade



SHOWN IN
POLISHED NICKEL AND
GREY CERUSED OAK

10514 Topanga II
Chandelier,
6-Arm



Height	Diameter	Frame Height	Net Wt.
Specify	27½"	20"	65 lbs
	699 mm	508 mm	25 kg

Screw-on Round shades:
5" dia x 5½" H; 127 x 140 mm

Canopy: 5½" dia x 2⅞" H; 140 x 73 mm

UL listed (or equivalent) for damp locations

Shades: white linen (standard) or finished metal (upcharge)

Choice of shagreen or wood collars

Pendant has six arms with shades

Central hubs on wood version will be in a matching metal finish

Fixture must be properly supported due to weight

REQUIRED INFORMATION

- Height Overall: 30" - 54"; 762 - 1372 mm
- Shagreen Collar: Charcoal, Chocolate, Peony, Sage Green or Sand. Shagreen is subject to dye lot and cut variations.
- Wood Collar: Grey Cerused Oak, Natural Maple or Natural Walnut

LAMPING

- Incandescent**
- Six, Candelabra base, B-10, 40w max each
 - Compatible with LED Screw-in lamps
- Lamps not included with fixture

STANDARD FINISHES

- Antiqued Boyd Brass
- Blackened Brass
- Polished Brass
- Satin Brass

SPECIALTY FINISHES

- Polished Nickel
- Satin Nickel

OPTIONAL

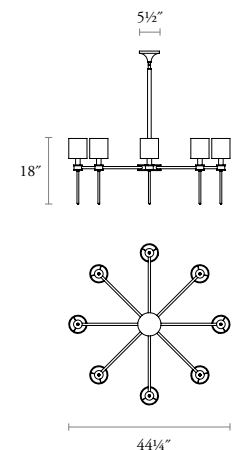
- Finished Metal Shade



SHOWN IN
SATIN BRASS AND
CHOCOLATE SHAGREEN

10513

Topanga I Chandelier, 8-Arm



Height	Diameter	Frame Height	Net Wt.
Specify	44 1/4" 1124 mm	18" 457 mm	30 lbs 13.6 kg

Screw-on Round shades:
5" dia x 5 1/2" H; 127 x 140 mm

Canopy: 5 1/2" dia x 2 7/8" H; 140 x 73 mm

UL listed (or equivalent) for damp locations

Shades: white linen (standard) or finished metal (upcharge)

Choice of shagreen or wood collar

Pendant has eight arms with shades

Central hubs on wood version will be in a matching metal finish

REQUIRED INFORMATION

- Height Overall: 30" - 54"; 762 - 1372 mm
- Shagreen Collar: Charcoal, Chocolate, Peony, Sage Green or Sand. Shagreen is subject to dye lot and cut variations.
- Wood Collar: Grey Cerused Oak, Natural Maple or Natural Walnut

LAMPING

Incandescent

- Eight, Candelabra base, B-10, 40w max each
- Compatible with LED Screw-in lamps

Lamps not included with fixture

STANDARD FINISHES

- Antiqued Boyd Brass
- Blackened Brass
- Polished Brass
- Satin Brass

SPECIALTY FINISHES

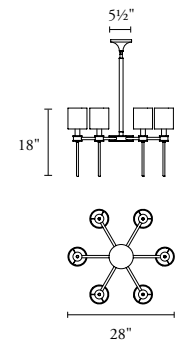
- Polished Nickel
- Satin Nickel

OPTIONAL

- Finished Metal Shade

SHOWN IN
BLACKENED BRASS AND
NATURAL MAPLE

10512 Topanga I
Chandelier,
6-Arm



Height	Diameter	Frame Height	Net Wt.
Specify	28" 711 mm	18" 457 mm	25 lbs 11.3 kg

Screw-on Round shades:
5" dia x 5 1/2" H; 127 x 140 mm

Canopy: 5 1/2" dia x 27/8" H; 140 x 73 mm

UL listed (or equivalent) for damp locations

Shades: white linen (standard) or finished metal (upcharge)

Choice of shagreen or wood collar

Pendant has six arms with shades

Central hubs on wood version will be in a matching metal finish

REQUIRED INFORMATION

- Height Overall: 30" - 54"; 762 - 1372 mm
- Shagreen Collar: Charcoal, Chocolate, Peony, Sage Green or Sand. Shagreen is subject to dye lot and cut variations.
- Wood Collar: Grey Cerused Oak, Natural Maple or Natural Walnut

LAMPING

Incandescent

- Six, Candelabra base, B-10, 40w max each
- Compatible with LED Screw-in lamps

Lamps not included with fixture

STANDARD FINISHES

- Antiqued Boyd Brass
- Blackened Brass
- Polished Brass
- Satin Brass

SPECIALTY FINISHES

- Polished Nickel
- Satin Nickel

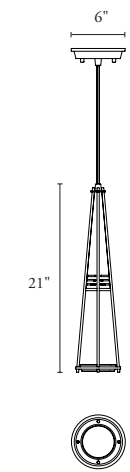
OPTIONAL

- Finished Metal Shades



SHOWN IN
BLACKENED BRASS AND
BLACK CORD

10498 Optic Pendant



Height	Diameter	Frame Height	Net Wt.
Specify	5"	21"	7 lbs
	127 mm	533 mm	3.2 kg

Canopy: 6" dia x 1¹/₈" H; 152 x 29 mm
UL listed (or equivalent) for damp locations
Clear optical glass
Concave lens

REQUIRED INFORMATION

- Height Overall: 30" - 54"; 762 - 1372 mm
- Cord Options: Charcoal, Dark Olive, Red, Silver, Warm Tan or Black

LAMPING

- LED**
- 7.5w max
 - Voltage 120v or 277v (non-dimming)
 - ≈ 400 Fixture Lumens
 - Standard 2700°K/90+ CRI
 - Soraal high-efficacy JA-8 compliant lamp included

LED dimmable with electronic low-voltage dimmer switch.

STANDARD FINISHES

- Antiqued Boyd Brass
- Blackened Brass
- Polished Brass
- Satin Brass

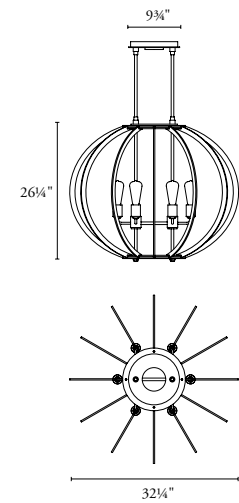
SPECIALTY FINISHES

- Satin Nickel
- Polished Nickel



SHOWN IN
BLACK GRANITE

10491	Zucca Pendant	Height	Diameter	Frame Height	Net Wt.
		Specify	32¼"	26¼"	18 lbs
			819 mm	667 mm	8.2 kg



Canopy: 9¾" dia x 1⅛" H; 248 x 29 mm
UL listed (or equivalent) for damp locations
Pendant has two stems
Available in specialty powder coats

REQUIRED INFORMATION

- Height Overall: 32" - 54"; 812 - 1372 mm

LAMPING

- Incandescent**
- Six, Medium base, A-19, 60w max each
 - Compatible with LED Screw-in lamps

To change the look of this fixture, consider using nostalgia lamps in varying shapes.

Lamps not included with fixture.

LED: GU-24 Base lamping may be able to meet current energy legislation; available upon request

STANDARD FINISHES

- Satin Aluminum
- Black Granite
- Cinnamon Bronze
- Matte White

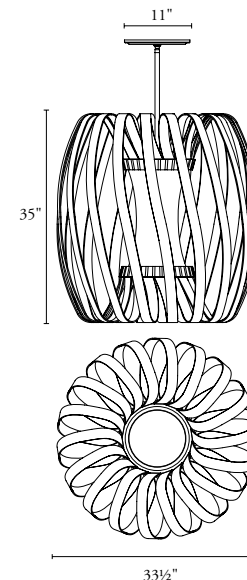
SPECIALTY FINISHES

Silver Fog



SHOWN IN
SILVER FOG

**10467 Newton
Pendant**



Height	Diameter	Frame Height	Net Wt.
Specify	33½" 851 mm	35" 889 mm	60 lbs 27.2 kg

Canopy: 11" dia x ¾" H; 279 x 19 mm

UL listed (or equivalent) for damp locations

Center Diffuser: white cased glass

Bottom Diffuser: satin white acrylic

Also available in specialty powder coats

REQUIRED INFORMATION

- Height Overall: 48" - 72"; 1219 - 1829 mm

LAMPING

Fluorescent

- Four, CFTR26W/GX24q or
Four, CFTR32W/GX24q or
Four, CFTR42W/GX24q
- Universal 120v-277v

Upcharges will apply for Fluorescent dimming. Contact your local Boyd rep with the specification of the dimming control system being used.

Lamps not included with fixture.

LED

- 66 total watts
- Universal 120v-277v
- Standard 2700°K/90+ CRI
- ≈ 2,450 Fixture Lumens
- Lamps included with fixture

Upcharges will apply for LED dimming (0-10v only).

**STANDARD
FINISHES**

- Black Granite
- Cinnamon
Bronze
- Matte White

**SPECIALTY
FINISHES**

- Silver Fog

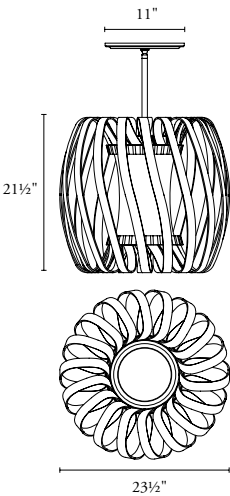
OPTIONAL

- Fluorescent
Dimming
- LED Dimming
(0-10v only)



SHOWN IN
CINNAMON BRONZE

10466 Newton Jr. Pendant



Height	Diameter	Frame Height	Net Wt.
Specify	23½"	21½"	38 lbs
	597 mm	546 mm	17.2 kg

Canopy: 11" dia x ¾" H; 279 x 19 mm
UL listed (or equivalent) for damp locations
Center Diffuser: white cased glass
Bottom Diffuser: satin white acrylic
Also available in specialty powder coats

REQUIRED INFORMATION

- Height Overall: 30" - 54"; 762 - 1371 mm

LAMPING

Fluorescent

- Two, CFTR26W/GX24q or Two, CFTR32W/GX24q or Two, CFTR42W/GX24q
- Universal 120v-277v

Upcharges will apply for Fluorescent dimming. Contact your local Boyd rep with the specification of the dimming control system being used.

Lamps not included with fixture.

LED

- 48 total watts
- Universal 120v-277v
- Standard 2700°K/90+ CRI
- ≈ 1,775 Fixture Lumens
- Lamps included with fixture

Upcharges will apply for LED dimming (0-10v only).

STANDARD FINISHES

- Black Granite
- Cinnamon Bronze
- Matte White

SPECIALTY FINISHES

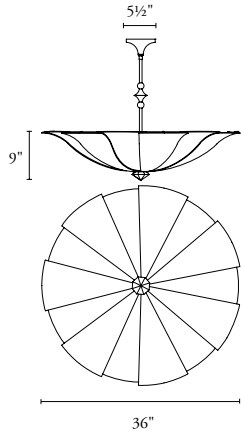
- Silver Fog

OPTIONAL

- Fluorescent Dimming
- LED Dimming (0-10v only)

SHOWN IN
POLISHED NICKEL AND
ROCK CRYSTAL FINIAL

10423 Venice
Pendant (36")



Height	Diameter	Shade Height	Net Wt.
Specify	36" 914 mm	9" 229 mm	13 lbs 5.9 kg

Canopy: 5 1/2" dia x 3" H; 140 x 76 mm
UL listed (or equivalent) for damp locations
Shade: biscotti silk or white linen
Top Diffuser: white perforated metal
Finial: finished metal (standard) or Rock Crystal (upcharge)

Color and veining of rock crystal will vary

REQUIRED INFORMATION

- Height Overall: 30" - 48"; 762 - 1219 mm

LAMPING

- Incandescent**
- Three, Medium base, A-19, 100w max each
 - Compatible with LED Screw-in lamps

Lamps not included with fixture.

LED: GU-24 Base lamping may be able to meet current energy legislation; available upon request

- Fluorescent**
- Four, CFTR26W/GX24q or Four, CFTR32W/GX24q or Four, CFTR42W/GX24q
 - Universal 120v-277v

Upcharges will apply for fluorescent dimming. Contact your local Boyd rep with the specification of the dimming control system being used.

Lamps not included with fixture.

STANDARD
FINISHES

- Antiqued Boyd Brass
- Blackened Brass
- Polished Brass
- Satin Brass

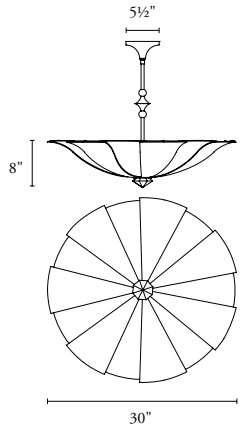
SPECIALTY
FINISHES

- Polished Nickel
- Satin Nickel

OPTIONAL

- Fluorescent Dimming
- Rock Crystal Finial

10422 Venice
Pendant (30")



Height	Diameter	Shade Height	Net Wt.
Specify	30" 762 mm	8" 203 mm	12 lbs 5.4 kg

Canopy: 5 1/2" dia x 3" H; 140 x 76 mm
UL listed (or equivalent) for damp locations
Shade: biscotti silk or white linen
Top Diffuser: white perforated metal
Finial: finished metal (standard) or Rock Crystal (upcharge)

Color and veining of rock crystal will vary

REQUIRED INFORMATION

- Height Overall: 30" - 48"; 762 - 1219 mm

LAMPING

- Incandescent**
- Three, Medium base, A-19, 100w max each
 - Compatible with LED Screw-in lamps

Lamps not included with fixture.

LED: GU-24 Base lamping may be able to meet current energy legislation; available upon request

- Fluorescent**
- Four, CFTR26W/GX24q or Four, CFTR32W/GX24q or Four, CFTR42W/GX24q
 - Universal 120v-277v

Upcharges will apply for fluorescent dimming. Contact your local Boyd rep with the specification of the dimming control system being used.

Lamps not included with fixture.

STANDARD
FINISHES

- Antiqued Boyd Brass
- Blackened Brass
- Polished Brass
- Satin Brass

SPECIALTY
FINISHES

- Polished Nickel
- Satin Nickel

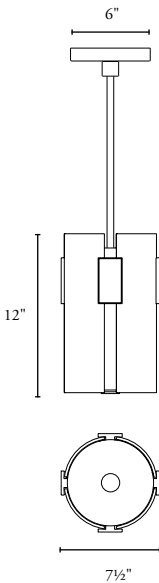
OPTIONAL

- Fluorescent Dimming
- Rock Crystal Finial



SHOWN IN
NICKEL

10356 Aspen Lantern



Height	Diameter	Frame Height	Net Wt.
Specify	7½"	12"	10 lbs
	191 mm	305 mm	4.5 kg

Canopy: 6" dia x 1" H; 152 x 25 mm
UL listed (or equivalent) for damp locations
Side Diffusers: satin white acrylic
Bottom Diffuser: satin white acrylic
Top Diffuser: white perforated metal
Interior Diffuser: satin white acrylic
Sand-cast wood grain textured bronze accents will exhibit slight sand marks

REQUIRED INFORMATION

- Height Overall: 18" - 42"; 457 - 1067 mm

LAMPING

- Incandescent**
- One, Medium base, A-19, 150w max
 - Compatible with LED Screw-in lamps

Lamp not included with fixture.

LED: GU-24 Base lamping may be able to meet current energy legislation; available upon request

Fluorescent

- Non-Dimming**
- 120v, One, F26WT2/GU24
 - The GU24 is an Energy Star qualified self-ballasted lamp
 - 277v, One, CFTR26W/GX24q

- Dimming**
- One, CFTR26W/GX24q
 - Voltage 120v or 277v (non-dimming)

Upcharges will apply for fluorescent dimming. Contact your local Boyd rep with the specification of the dimming control system being used.

Lamp not included with fixture.

STANDARD
FINISHES

- Dark Bronze
- Light Bronze
- Natural Bronze

SPECIALTY
FINISHES

- Nickel

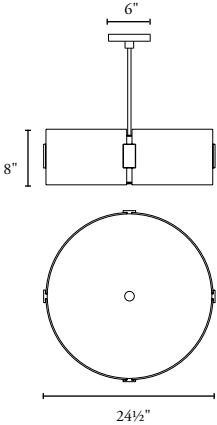
OPTIONAL

- Fluorescent Dimming



SHOWN IN
LIGHT BRONZE

10352 Aspen Pendant	Height	Diameter	Frame Height	Net Wt.
Specify	24½"	8"	30 lbs	
	622 mm	203 mm	13.6 kg	



Canopy: 6" dia x 1" H; 152 x 25 mm
UL listed (or equivalent) for damp locations
Side Diffusers: satin white acrylic
Bottom Diffuser: satin white acrylic
Top Diffuser: white perforated metal
Interior Diffuser: satin white acrylic
Sand-cast wood grain textured bronze accents will exhibit slight sand marks

REQUIRED INFORMATION

- Height Overall: 18" - 42"; 457 - 1067 mm

LAMPING

- Incandescent**
- Three, Medium base, A-19, 150w max each
 - Compatible with LED Screw-in lamps

Lamps not included with fixture.

LED: GU-24 Base lamping may be able to meet current energy legislation; available upon request

- Fluorescent**
- Four, CFTR26W/GX24q or
 - Four, CFTR32W/GX24q or
 - Four, CFTR42W/GX24q
 - Universal 120v-277v

Upcharges will apply for fluorescent dimming. Contact your local Boyd rep with the specification of the dimming control system being used.

Lamps not included with fixture.

STANDARD FINISHES

- Dark Bronze
- Light Bronze
- Natural Bronze

SPECIALTY FINISHES

- Nickel

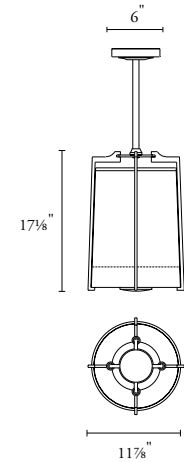
OPTIONAL

- Fluorescent Dimming



SHOWN IN
SATIN NICKEL

10236 Soleil
Petite Pendant



Overall Height	Diameter	Frame Height	Net Wt.
Specify	11 ⁷ / ₈ " 302 mm	17 ¹ / ₈ " 435 mm	11 lbs 5 kg

Cylindrical Shade: 10" x 11" x 14³/₄" H;
254 x 279 x 375 mm
Canopy: 6" dia x 1³/₈" H; 152 x 35 mm
UL listed (or equivalent) for damp locations
Shade: white rayon/acetate blend with 2¹/₂"
external opaque banding

REQUIRED INFORMATION

- Height Overall: 24" - 48"; 610 - 1219 mm

LAMPING

- Incandescent**
- Four, Candelabra base, B-10, 60w max each
 - Compatible with LED Screw-in lamps

Lamps not included with fixture

STANDARD
FINISHES

- Antiqued Copper
- Polished Copper
- Satin Copper

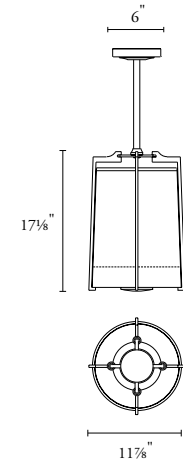
SPECIALTY
FINISHES

- Polished Nickel
- Satin Nickel

SHOWN IN
SATIN NICKEL



10236 Soleil
Petite Pendant



Overall Height	Diameter	Frame Height	Net Wt.
Specify	11 7/8" 302 mm	17 1/8" 435 mm	11 lbs 5 kg

Cylindrical Shade: 10" x 11" x 14 3/4" H;
254 x 279 x 375 mm
Canopy: 6" dia x 1 3/8" H; 152 x 35 mm
UL listed (or equivalent) for damp locations
Shade: white rayon/acetate blend with 2 1/2"
external opaque banding

REQUIRED INFORMATION

- Height Overall: 24" - 48"; 610 - 1219 mm

LAMPING

- Incandescent**
- Four, Candelabra base, B-10, 60w max each
 - Compatible with LED Screw-in lamps

Lamps not included with fixture

STANDARD
FINISHES

- Antiqued Copper
- Polished Copper
- Satin Copper

SPECIALTY
FINISHES

- Polished Nickel
- Satin Nickel

SHOWN IN
POLISHED NICKEL AND
TEXTURED BONE WHITE



<div>10225</div> <div>Catacaos Pendant (48")</div> <div></div>	<div><div>Height</div><div>Specify</div></div> <div><div>Diameter</div><div>48"</div><div>1219 mm</div></div> <div><div>Shade Height</div><div>13"</div><div>330 mm</div></div> <div><div>Net Wt.</div><div>85 lbs</div><div>38.6 kg</div></div>	<div>Canopy: 57/8" dia x 5/8" H; 149 x 16 mm</div> <div>UL listed (or equivalent) for damp locations</div> <div>Interior Bottom Diffuser: gloss white acrylic</div> <div>Decorative grill and metal trim on shade is painted white when Bone White shade is selected. When Espresso shade is selected the grill and shade trim are painted black.</div> <div>REQUIRED INFORMATION</div> <div><div><div>•</div>Height Overall: 30" - 54"; 762 - 1372 mm</div><div><div>•</div>Shade: Textured Bone White or Textured Espresso</div></div>	<div>LAMPING</div> <div>Incandescent</div> <div><div>•</div>Six, Medium base, A-19, 75w max each</div> <div><div>•</div>Compatible with LED Screw-in lamps</div> <div><div>•</div>Lamps not included with fixture</div>
--	--	--	---

LED: GU-24 Base lamping may be able to meet current energy legislation; available upon request

Fluorescent

•

Six, CFTR26W/GX24q or

•

Six, CFTR32W/GX24q or

•

Six, CFTR42W/GX24q

•

Universal 120v-277v

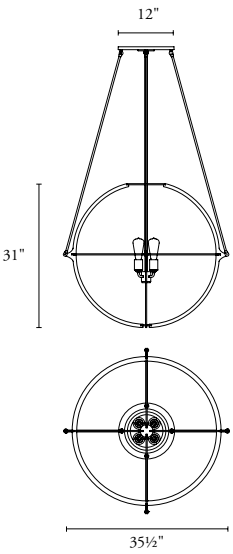
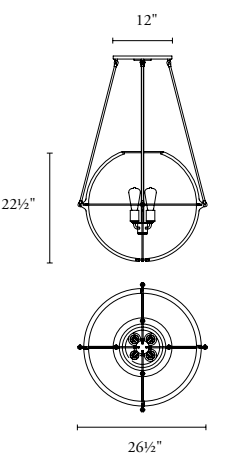
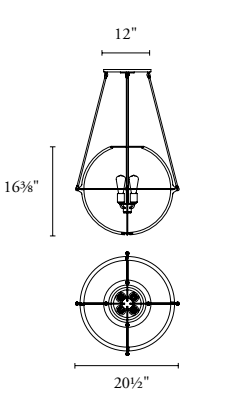
•

Lamps not included with fixture

Upcharges will apply for fluorescent dimming. Contact your local Boyd rep with the specification of the dimming control system being used.



SHOWN IN
CINNAMON BRONZE

<div>10195</div> <div>Cosmo Pendant (35")</div> <div></div>	<table><tr><th>Height</th><th>Diameter</th><th>Frame Height</th><th>Net Wt.</th></tr><tr><td>Specify</td><td>35½"</td><td>31"</td><td>19 lbs</td></tr><tr><td></td><td>902 mm</td><td>787 mm</td><td>8.6 kg</td></tr></table> <p>Canopy: 12" dia x 5/8" H; 305 x 16 mm UL listed (or equivalent) for damp locations Pendant has four stems and center stem Also available in specialty powder coats</p> <div>REQUIRED INFORMATION</div> <ul style="list-style-type: none">Height Overall: 48" - 66"; 1219 - 1676 mm	Height	Diameter	Frame Height	Net Wt.	Specify	35½"	31"	19 lbs		902 mm	787 mm	8.6 kg	<div>LAMPING</div> <div>Incandescent</div> <ul style="list-style-type: none">Four, Medium base, A-19, 60w max each <p>To change the look of this fixture, consider using nostalgia lamps in varying shapes.</p> <p>Lamps not included with fixture.</p>	<div>STANDARD FINISHES</div> <ul style="list-style-type: none">Satin AluminumBlack GraniteCinnamon BronzeMatte White <div>SPECIALTY FINISHES</div> <ul style="list-style-type: none">Silver Fog
Height	Diameter	Frame Height	Net Wt.												
Specify	35½"	31"	19 lbs												
	902 mm	787 mm	8.6 kg												
<div>10194</div> <div>Cosmo Pendant (26")</div> <div></div>	<table><tr><th>Height</th><th>Diameter</th><th>Frame Height</th><th>Net Wt.</th></tr><tr><td>Specify</td><td>26½"</td><td>22½"</td><td>16 lbs</td></tr><tr><td></td><td>673 mm</td><td>572 mm</td><td>7.3 kg</td></tr></table> <p>Canopy: 12" dia x 5/8" H; 305 x 16 mm UL listed (or equivalent) for damp locations Pendant has four stems and center stem Also available in specialty powder coats</p> <div>REQUIRED INFORMATION</div> <ul style="list-style-type: none">Height Overall: 36" - 54"; 914 - 1372 mm	Height	Diameter	Frame Height	Net Wt.	Specify	26½"	22½"	16 lbs		673 mm	572 mm	7.3 kg	<div>LAMPING</div> <div>Incandescent</div> <ul style="list-style-type: none">Four, Medium base, A-19, 60w max each <p>To change the look of this fixture, consider using nostalgia lamps in varying shapes</p> <p>Lamps not included with fixture</p>	<div>STANDARD FINISHES</div> <ul style="list-style-type: none">Satin AluminumBlack GraniteCinnamon BronzeMatte White <div>SPECIALTY FINISHES</div> <ul style="list-style-type: none">Silver Fog
Height	Diameter	Frame Height	Net Wt.												
Specify	26½"	22½"	16 lbs												
	673 mm	572 mm	7.3 kg												
<div>10193</div> <div>Cosmo Pendant (20")</div> <div></div>	<table><tr><th>Height</th><th>Diameter</th><th>Frame Height</th><th>Net Wt.</th></tr><tr><td>Specify</td><td>20½"</td><td>16⅜"</td><td>13 lbs</td></tr><tr><td></td><td>521 mm</td><td>416 mm</td><td>5.9 kg</td></tr></table> <p>Canopy: 12" dia x 5/8" H; 305 x 16 mm UL listed (or equivalent) for damp locations Pendant has four stems and center stem Also available in specialty powder coats</p> <div>REQUIRED INFORMATION</div> <ul style="list-style-type: none">Height Overall: 24" - 42"; 610 - 1067 mm	Height	Diameter	Frame Height	Net Wt.	Specify	20½"	16⅜"	13 lbs		521 mm	416 mm	5.9 kg	<div>LAMPING</div> <div>Incandescent</div> <ul style="list-style-type: none">Four, Medium base, A-19, 60w max each <p>To change the look of this fixture, consider using nostalgia lamps in varying shapes</p> <p>Lamps not included with fixture</p>	<div>STANDARD FINISHES</div> <ul style="list-style-type: none">Satin AluminumBlack GraniteCinnamon BronzeMatte White <div>SPECIALTY FINISHES</div> <ul style="list-style-type: none">Silver Fog
Height	Diameter	Frame Height	Net Wt.												
Specify	20½"	16⅜"	13 lbs												
	521 mm	416 mm	5.9 kg												

SHOWN IN
BLACK GRANITE

10192 **Globe
Pendant (35")**

Height	Diameter	Frame Height	Net Wt.
Specify	35½"	31"	18 lbs
	902 mm	787 mm	8.2 kg

The image contains two technical drawings of the 10192 Globe Pendant. The top drawing is a side elevation showing a conical canopy with a diameter dimension of 12" and a vertical height dimension of 31". The canopy is supported by four stems and a central cord that converge at a circular globe. The globe has a diameter dimension of 35½". The bottom drawing is a top-down view of the globe, showing a circular shape with a crosshair indicating the center and four mounting points around the perimeter.

Canopy: 12" dia x $\frac{5}{8}$ " H; 305 x 16 mm

UL listed (or equivalent) for damp locations

Pendant has four stems and center cord

Diffuser: gloss white acrylic

Top Diffuser: white perforated metal

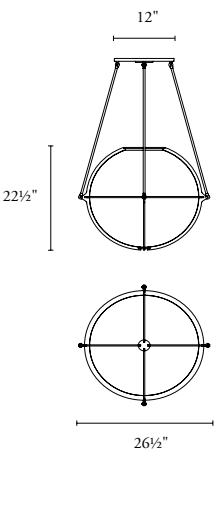
Also available in specialty powder coats

Photometric report and ies file available for
download at www.boydlighting.com

REQUIRED INFORMATION

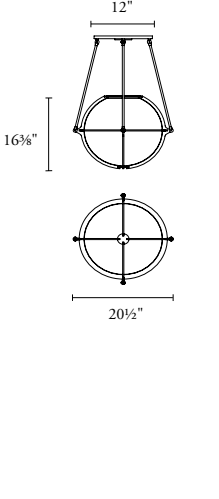
- Height Overall: 48" - 66"; 1219 - 1676 mm

LAMPING	STANDARD FINISHES
Incandescent <ul style="list-style-type: none">• Two, Medium base A-21, 200w max each• Compatible with LED Screw-in lamps Lamps not included with fixture.	<ul style="list-style-type: none">• Satin Aluminum• Black Granite• Cinnamon Bronze• Matte White
LED: GU-24 Base lamping may be able to meet current energy legislation; available upon request	• SPECIALTY FINISHES
Fluorescent <ul style="list-style-type: none">• Two, CFTR26W/GX24q or Two, CFTR32W/GX24q or Two, CFTR42W/GX24q• Universal 120v-277v Upcharges will apply for fluorescent dimming. Contact your local Boyd rep with the specification of the dimming control system being used.	<ul style="list-style-type: none">• Silver Fog
Lamps not included with fixture.	OPTIONAL
	<ul style="list-style-type: none">• Fluorescent Dimming

10191	Globe Pendant (26")	Height	Diameter	Bowl Depth	Net Wt.
		Specify	26½"	22½"	15 lbs
			673 mm	572 mm	6.8 kg
					
		Canopy: 12" dia x 5/8" H; 305 x 16 mm			
		UL listed (or equivalent) for damp locations			
		Pendant has four stems and center cord			
		Diffuser: gloss white acrylic			
		Top Diffuser: white perforated metal			
		Also available in specialty powder coats			
		REQUIRED INFORMATION			
		• Height Overall: 36" - 54"; 914 - 1372 mm			

LAMPING	STANDARD FINISHES
Incandescent <ul style="list-style-type: none">• One, Medium base, A-21, 200w max• Compatible with LED Screw-in lamps Lamp not included with fixture.	<ul style="list-style-type: none">• Satin Aluminum• Black Granite• Cinnamon Bronze• Matte White
LED: GU-24 Base lamping may be able to meet current energy legislation; available upon request	• SPECIALTY FINISHES
Fluorescent <ul style="list-style-type: none">• Two, CFTR26W/GX24q or Two, CFTR32W/GX24q or Two, CFTR42W/GX24q• Universal 120v-277v Upcharges will apply for fluorescent dimming. Contact your local Boyd rep with the specification of the dimming control system being used.	<ul style="list-style-type: none">• Silver Fog
Lamps not included with fixture.	OPTIONAL
	<ul style="list-style-type: none">• Fluorescent Dimming

10190	Globe Pendant (20")	Height	Diameter	Bowl Depth	Net Wt.
		Specify	20½"	16¾"	12 lbs
			521 mm	416 mm	5.4 kg



Canopy: 12" dia x 5/8" H; 305 x 16 mm

UL listed (or equivalent) for damp locations

Pendant has four stems and center cord

Diffuser: gloss white acrylic

Top Diffuser: white perforated metal

Also available in specialty powder coats

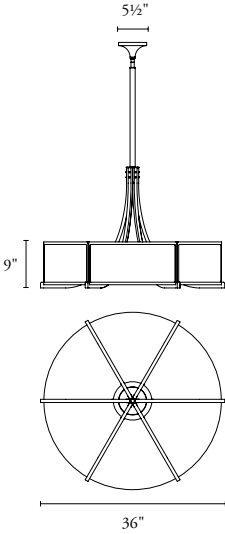
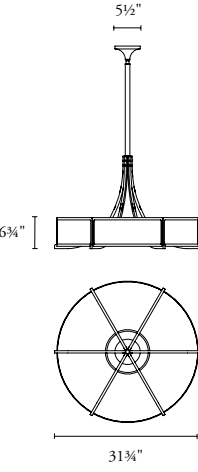
REQUIRED INFORMATION

- Height Overall: 24" - 42"; 610 - 1067 mm

LAMPING	STANDARD FINISHES
Incandescent <ul style="list-style-type: none">• One, Medium base, A-21, 200w max• Compatible with LED Screw-in lamps Lamp not included with fixture.	<ul style="list-style-type: none">• Satin Aluminum• Black Granite• Cinnamon Bronze• Matte White
LED: GU-24 Base lamping may be able to meet current energy legislation; available upon request	• SPECIALTY FINISHES
Fluorescent <ul style="list-style-type: none">• One, CFTR26W/GX24q or One, CFTR32W/GX24q or One, CFTR42W/GX24q• Universal 120v-277v Upcharges will apply for fluorescent dimming. Contact your local Boyd rep with the specification of the dimming control system being used.	<ul style="list-style-type: none">• Silver Fog
Lamp not included with fixture.	OPTIONAL
	<ul style="list-style-type: none">• Fluorescent Dimming



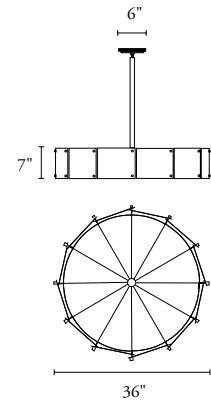
SHOWN IN
BLACKENED BRASS

<div>10179 Parisian Pendant (36")</div> <div></div>	<table><tr><th>Height</th><th>Diameter</th><th>Frame Height</th><th>Net Wt.</th></tr><tr><td>Specify</td><td>36" 914 mm</td><td>9" 229 mm</td><td>34 lbs 15.4 kg</td></tr></table> <p>Canopy: 5½" dia x 27⁄8"; 140 x 73 mm UL listed (or equivalent) for damp locations Side Panels: white rayon/acetate blend fabric Bottom Diffuser: satin white acrylic Top Diffuser: white perforated metal</p> <p>REQUIRED INFORMATION</p> <ul style="list-style-type: none">Height Overall: 30" - 54"; 762 - 1372 mm	Height	Diameter	Frame Height	Net Wt.	Specify	36" 914 mm	9" 229 mm	34 lbs 15.4 kg	<p>LAMPING</p> <p>Incandescent</p> <ul style="list-style-type: none">Six, Medium base, A-19, 40w max eachCompatible with LED Screw-in lamps <p>Lamps not included with fixture.</p> <p>LED: GU-24 Base lamping may be able to meet current energy legislation; available upon request</p> <p>Fluorescent</p> <ul style="list-style-type: none">Six, CFTR26W/GX24q or Six, CFTR32W/GX24q or Six, CFTR42W/GX24qUniversal 120v-277v <p>Upcharges will apply for fluorescent dimming. Contact your local Boyd rep with the specification of the dimming control system being used.</p> <p>Lamps not included with fixture.</p>	<p>STANDARD FINISHES</p> <ul style="list-style-type: none">Antiqued Boyd BrassBlackened Brass <p>SPECIALTY FINISHES</p> <ul style="list-style-type: none">Satin Nickel <p>OPTIONAL</p> <ul style="list-style-type: none">Fluorescent Dimming
Height	Diameter	Frame Height	Net Wt.								
Specify	36" 914 mm	9" 229 mm	34 lbs 15.4 kg								
<div>10178 Parisian Pendant (32")</div> <div></div>	<table><tr><th>Height</th><th>Diameter</th><th>Frame Height</th><th>Net Wt.</th></tr><tr><td>Specify</td><td>31¾" 806 mm</td><td>6¾" 171 mm</td><td>28 lbs 12.7 kg</td></tr></table> <p>Canopy: 5½" dia x 27⁄8"; 140 x 73 mm UL listed (or equivalent) for damp locations Side Panels: white rayon/acetate blend fabric Bottom Diffuser: satin white acrylic Top Diffuser: white perforated metal</p> <p>REQUIRED INFORMATION</p> <ul style="list-style-type: none">Height Overall: 30" - 54"; 762 - 1372 mm	Height	Diameter	Frame Height	Net Wt.	Specify	31¾" 806 mm	6¾" 171 mm	28 lbs 12.7 kg	<p>LAMPING</p> <p>Incandescent</p> <ul style="list-style-type: none">Six, Medium Base, A-19, 40w max eachCompatible with LED Screw-in lamps <p>Lamps not included with fixture.</p> <p>LED: GU-24 Base lamping may be able to meet current energy legislation; available upon request</p> <p>Fluorescent</p> <ul style="list-style-type: none">Six, CFTR26W/GX24q or Six, CFTR32W/GX24q or Six, CFTR42W/GX24qUniversal 120v-277v <p>Upcharges will apply for fluorescent dimming. Contact your local Boyd rep with the specification of the dimming control system being used.</p> <p>Lamps not included with fixture.</p>	<p>STANDARD FINISHES</p> <ul style="list-style-type: none">Antiqued Boyd BrassBlackened Brass <p>SPECIALTY FINISHES</p> <ul style="list-style-type: none">Satin Nickel <p>OPTIONAL</p> <ul style="list-style-type: none">Fluorescent Dimming
Height	Diameter	Frame Height	Net Wt.								
Specify	31¾" 806 mm	6¾" 171 mm	28 lbs 12.7 kg								



SHOWN IN
BLACKENED BRASS

10134 Parasol
Pendant (36")



Height	Diameter	Bowl Depth	Net Wt.
Specify	36"	7"	17 lbs
	914 mm	178 mm	7.7 kg

Canopy: 6" dia x 1"; 127 x 25 mm
UL listed (or equivalent) for damp locations
Side/bottom Diffusers: acrylic panels
Optional honeycomb top diffuser (upcharge)
Acrylic Panels: Gloss Ivory or White Etched

REQUIRED INFORMATION

- Height Overall: 18" - 42"; 457 - 1067 mm

LAMPING

Incandescent

- Three, Medium base, A-21, 150w max each
- Compatible with LED Screw-in lamps

Lamps not included with fixture.

LED: GU-24 Base lighting may be able to meet current energy legislation; available upon request

Fluorescent

- Four, CFTR26W/GX24q or Four, CFTR32W/GX24q or Four, CFTR42W/GX24q
- Universal 120v-277v

Upcharges will apply for fluorescent dimming. Contact your local Boyd rep with the specification of the dimming control system being used.

Lamps not included with fixture.

STANDARD
FINISHES

- Antiqued Boyd Brass
- Blackened Brass
- Satin Brass

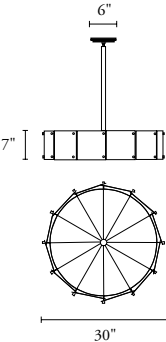
SPECIALTY
FINISHES

- Satin Nickel

OPTIONAL

- Fluorescent Dimming
- Top diffuser

10133 Parasol
Pendant (30")



Height	Diameter	Bowl Depth	Net Wt.
Specify	30"	7"	13 lbs
	762 mm	178 mm	5.9 kg

Canopy: 6" dia x 1"; 127 x 25 mm
UL listed (or equivalent) for damp locations
Side/bottom Diffusers: acrylic panels
Optional honeycomb top diffuser (upcharge)
Acrylic Panels: Gloss Ivory or White Etched

REQUIRED INFORMATION

- Height Overall: 18" - 42"; 457 - 1067 mm

LAMPING

Incandescent

- Three, Medium base, A-19, 150w
- Compatible with LED Screw-in lamps

Lamps not included with fixture.

LED: GU-24 Base lighting may be able to meet current energy legislation; available upon request

Fluorescent

- Four, CFTR26W/GX24q or Four, CFTR32W/GX24q or Four, CFTR42W/GX24q
- Universal 120v-277v

Upcharges will apply for fluorescent dimming. Contact your local Boyd rep with the specification of the dimming control system being used.

Lamps not included with fixture.

STANDARD
FINISHES

- Antiqued Boyd Brass
- Blackened Brass
- Satin Brass

SPECIALTY
FINISHES

- Satin Nickel

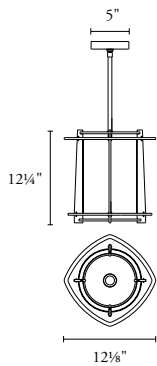
OPTIONAL

- Fluorescent Dimming
- Top diffuser



SHOWN IN
SATIN COPPER

10125 Premier,
4-Fin Lantern



Height	Diameter	Cage Height	Net Wt. (Cu/Al)
Specify	12 ¹ / ₈ " 308 mm	12 ¹ / ₄ " 311 mm	19/12 lbs 8.6/5.4 kg

Canopy: 5" dia x 1"; 127 x 25 mm
UL listed (or equivalent) for damp locations
Diffuser: white cased glass
Fixture constructed of either solid copper or solid aluminum

REQUIRED INFORMATION

- Height Overall: 18" - 42"; 457 - 1067 mm

LAMPING

Incandescent

- One, Medium base, A-21, 150w max
- Compatible with LED Screw-in lamps

LED: GU-24 Base lamping may be able to meet current energy legislation; available upon request

Lamp not included with fixture

Fluorescent

- One, CFQ26W/G24q-3
- Voltage 120v or 277v (non-dimming)

Upcharges will apply for fluorescent dimming. Contact your local Boyd rep with the specification of the dimming control system being used.

Lamp not included with fixture.

STANDARD
FINISHES

Copper

- Antiqued Copper
- Polished Copper
- Satin Copper

Aluminum

- Satin Aluminum
- Black Granite
- Cinnamon Bronze
- Matte White

SPECIALTY
FINISHES

Copper

- Polished Nickel
- Satin Nickel

Aluminum

- Silver Fog

OPTIONAL

- Fluorescent Dimming

SHOWN IN
BLACKENED BRASS



GENERAL INFORMATION

UL listed (or equivalent) for damp locations

Shade: satin white acrylic

Top diffuser: white honeycomb

Bottom diffuser: satin white acrylic

REQUIRED INFORMATION

- 10124 Height Overall: 30" - 48"; 762 - 1219 mm
- 10123 Height Overall: 24" - 42"; 610 - 1067 mm
- 10122 Height Overall: 24" - 42"; 610 - 1067 mm
- 10121 Height Overall: 24" - 42"; 610 - 1067 mm
- 10118 Height Overall: 24" - 42"; 610 - 1067 mm

GENERAL LAMPING INFORMATION

- Incandescent**
- Compatible with LED Screw-in lamps
 - Lamps not included with fixture
 - LED: GU-24 Base lamping may be able to meet current energy legislation; available upon request

- Fluorescent**
- Universal 120v-277v
 - Upcharges will apply for fluorescent dimming. Contact your local Boyd rep with the specification of the dimming control system being used.
 - Lamps not included with fixture.

STANDARD FINISHES

- Antiqued Boyd Brass
- Blackened Brass
- Polished Brass
- Satin Brass

SPECIALTY FINISHES

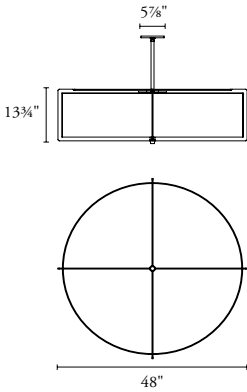
- Polished Nickel
- Satin Nickel

OPTIONAL

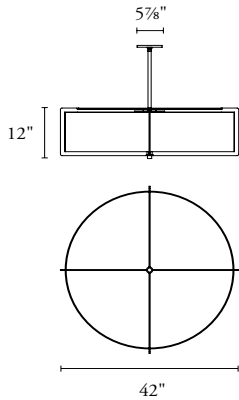
- Fluorescent Dimming

10124	Crisscross Pendant (48")	Height	Diameter	Frame Height	Net Wt.	LAMPING Incandescent • Six, Medium base, A-19, 100w max each Fluorescent • Six, CFTR26W/GX24q or Six, CFTR32W/GX24q or Six, CFTR42W/GX24q
		Specify	48" 1219 mm	13¾" 337 mm	42 lbs 19.1 kg	
		Canopy: 57/8" dia x 5/8"; 149 x 16 mm				
10123	Crisscross Pendant (42")	Height	Diameter	Frame Height	Net Wt.	LAMPING Incandescent • Four, Medium base, A-19, 100w max each Fluorescent • Six, CFTR26W/GX24q or Six, CFTR32W/GX24q or Six, CFTR42W/GX24q
		Specify	42" 1067 mm	12" 305 mm	32 lbs 14.5 kg	
		Canopy: 57/8" dia x 5/8"; 149 x 16 mm				
10122	Crisscross Pendant (36")	Height	Diameter	Frame Height	Net Wt.	LAMPING Incandescent • Four, Medium base, A-19, 100w max each Fluorescent • Six, CFTR26W/GX24q or Six, CFTR32W/GX24q or Six, CFTR42W/GX24q
		Specify	36" 914 mm	10¼" 260 mm	25 lbs 11.3 kg	
		Canopy: 57/8" dia x 5/8"; 149 x 16 mm				
10121	Crisscross Pendant (20")	Height	Diameter	Frame Height	Net Wt.	LAMPING Incandescent • Three, Medium base, A-19, 60w max each Fluorescent • One, FC9T5-22W/2GX13 and One, FC12T5-40W/2GX13 (T5 Circular lamps)
		Specify	20" 508 mm	8" 203 mm	17 lbs 7.7 kg	
		Canopy: 57/8" dia x 5/8"; 149 x 16 mm				
10118	Crisscross Pendant (28")	Height	Diameter	Frame Height	Net Wt.	LAMPING Incandescent • Four, Medium base, A-19, 75w max each Fluorescent • One, FC9T5-22W/2GX13 and One, FC12T5-40W/2GX13 (T5 Circular lamps)
		Specify	28" 711 mm	8" 203 mm	21 lbs 9.5 kg	
		Canopy: 57/8" dia x 5/8"; 149 x 16 mm				

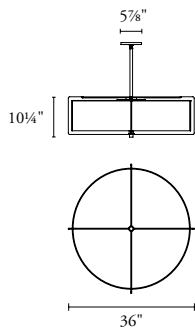
10124 Crisscross Pendant (48")



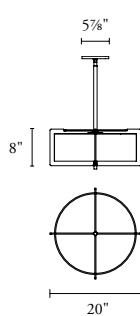
10123 Crisscross Pendant (42")



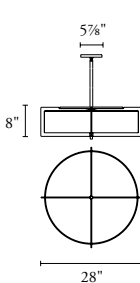
10122 Crisscross Pendant (36")



10121 Crisscross Pendant (20")



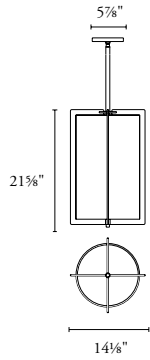
10118 Crisscross Pendant (28")



SHOWN IN
SATIN NICKEL



10120 Crisscross
Lantern Grand



Height	Diameter	Frame Height	Net Wt.
Specify	14 1/8" 356 mm	21 5/8" 546 mm	17 lbs 7.7 kg

Canopy: 5 7/8" dia x 5/8"; 149 x 16 mm
UL listed (or equivalent) for damp locations
Shade: satin white acrylic
Optional Bottom Diffuser: satin white acrylic (upcharge)

REQUIRED INFORMATION

- Height Overall: 30" - 48"; 762 - 1219 mm

LAMPING

- Incandescent**
- One, Medium base, A-21, 150w max
 - Compatible with LED Screw-in lamps

Lamp not included with fixture

LED: GU-24 Base lamping may be able to meet current energy legislation; available upon request

- Fluorescent**
- One, CFTR26W/GX24q or One, CFTR32W/GX24q or One, CFTR42W/GX24q
 - Universal 120v-277v

Upcharges will apply for fluorescent dimming. Contact your local Boyd rep with the specification of the dimming control system being used.

Lamp not included with fixture.

STANDARD
FINISHES

- Antiqued Boyd Brass
- Blackened Brass
- Polished Brass
- Satin Brass

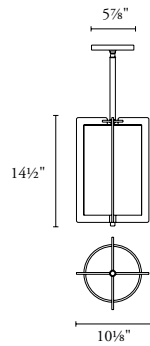
SPECIALTY
FINISHES

- Polished Nickel
- Satin Nickel

OPTIONAL

- Fluorescent Dimming
- Bottom diffuser

10119 Crisscross
Lantern Petite



Height	Diameter	Frame Height	Net Wt.
Specify	10 1/8" 257 mm	14 1/2" 365 mm	15 lbs 6.8 kg

Canopy: 5 7/8" dia x 5/8"; 149 x 16 mm
UL listed (or equivalent) for damp locations
Shade: satin white acrylic
Optional Bottom Diffuser: satin white acrylic (upcharge)

REQUIRED INFORMATION

- Height Overall: 24" - 42"; 610 - 1067 mm

LAMPING

- Incandescent**
- One, Medium base, A-21, 150w max
 - Compatible with LED Screw-in lamps

Lamp not included with fixture

LED: GU-24 Base lamping may be able to meet current energy legislation; available upon request

- Fluorescent**
- One, CFTR26W/GX24q or One, CFTR32W/GX24q or One, CFTR42W/GX24q
 - Universal 120v-277v

Upcharges will apply for fluorescent dimming. Contact your local Boyd rep with the specification of the dimming control system being used.

Lamp not included with fixture.

STANDARD
FINISHES

- Antiqued Boyd Brass
- Blackened Brass
- Polished Brass
- Satin Brass

SPECIALTY
FINISHES

- Polished Nickel
- Satin Nickel

OPTIONAL

- Fluorescent Dimming
- Bottom diffuser



SHOWN IN
CINNAMON BRONZE

10035 Palos Verdes Pendant (30")

Height	Diameter	Frame Height	Net Wt.
Specify	30"	7 ³ / ₈ "	31 lbs
	762 mm	187 mm	14.1 kg

Canopy: 20" dia x 1"; 508 x 25 mm

UL listed (or equivalent) for damp locations

Side/Bottom Diffuser: satin white acrylic

Top Diffuser: white perforated steel

Also available in specialty powder coats

REQUIRED INFORMATION

- Height Overall: 24" - 42"; 610 - 1067 mm

10034 Palos Verdes Pendant (24")

Height	Diameter	Frame Height	Net Wt.
Specify	24"	7 ³ / ₈ "	27 lbs
	610 mm	187 mm	12.2 kg

Canopy: 16" dia x 1"; 406 x 25 mm

UL listed (or equivalent) for damp locations

Side/Bottom Diffuser: satin white acrylic

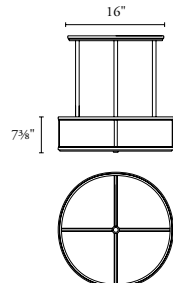
Top Diffuser: white perforated steel

Also available in specialty powder coats

REQUIRED INFORMATION

- Height Overall: 24" - 42"; 610 - 1067 mm

LAMPING	STANDARD FINISHES
Incandescent <ul style="list-style-type: none">• Four, Medium base, A-19, 75w max each• Compatible with LED Screw-in lamps Lamps not included with fixture	<ul style="list-style-type: none">• Satin Aluminum• Black Granite• Cinnamon Bronze• Matte White
LED: GU-24 Base lamping may be able to meet current energy legislation; available upon request	SPECIALTY FINISHES
Fluorescent <ul style="list-style-type: none">• One, FC9T5-22W/2GX13 and One, FC12T5-40W/2GX13 (T5 Circular lamp)• Universal 120v-277v Upcharges will apply for fluorescent dimming. Contact your local Boyd rep with the specification of the dimming control system being used.	<ul style="list-style-type: none">• Silver Fog
Lamps not included with fixture.	OPTIONAL
	<ul style="list-style-type: none">• Fluorescent Dimming

10034	Palos Verdes Pendant (24")				
		Height	Diameter	Frame Height	Net Wt.
		Specify	24" 610 mm	7 ³ / ₈ " 187 mm	27 lbs 12.2 kg
		Canopy: 16" dia x 1"; 406 x 25 mm UL listed (or equivalent) for damp locations Side/Bottom Diffuser: satin white acrylic Top Diffuser: white perforated steel Also available in specialty powder coats			
		REQUIRED INFORMATION			
		• Height Overall: 24" - 42"; 610 - 1067 mm			

LAMPING	STANDARD FINISHES
Incandescent <ul style="list-style-type: none">• Four, Medium base, A-19, 75w max each• Compatible with LED Screw-in lamps Lamps not included with fixture.	<ul style="list-style-type: none">• Satin Aluminum• Black Granite• Cinnamon Bronze• Matte White
LED: GU-24 Base lamping may be able to meet current energy legislation; available upon request	SPECIALTY FINISHES
Fluorescent <ul style="list-style-type: none">• One, FC12T5-40W/2GX13 (T5 Circular lamp)• Universal 120v-277v Upcharges will apply for fluorescent dimming. Contact your local Boyd rep with the specification of the dimming control system being used.	<ul style="list-style-type: none">• Silver Fog
Lamps not included with fixture.	OPTIONAL
	<ul style="list-style-type: none">• Fluorescent Dimming



SHOWN IN
POLISHED NICKEL

<div>9957</div> <div>Archetype Pendant (32")</div> <div></div>	<div><div>Height</div><div>Specify</div><div>32"813 mm</div></div> <div><div>Diameter</div><div></div><div>20"508 mm</div></div> <div><div>Shade Height</div><div></div><div>14 lbs6.4 kg</div></div> <div><div>Net Wt.</div><div></div><div></div></div>	<div>Round Shade: 32" dia x 20" H; 813 x 508 mm</div> <div>Canopy: 57/8" dia x 5/8"; 149 x 16 mm</div> <div>UL listed (or equivalent) for damp locations</div> <div>Shade: textured bone white with metal trim painted to match shade color</div> <div>Bottom Diffuser: white acrylic</div> <div>REQUIRED INFORMATION</div> <div><ul style="list-style-type: none">Height Overall: 30" - 42"; 762 - 1067 mm</div>	<div>LAMPING</div> <div><div>Incandescent</div><div><ul style="list-style-type: none">Three, Medium base, A-21, 150w max eachCompatible with LED Screw-in lamps</div></div> <div>Lamps not included with fixture.</div> <div><div>LED: GU-24 Base lamping may be able to meet current energy legislation; available upon request</div></div> <div><div>Fluorescent</div><div><ul style="list-style-type: none">Four, CFTR26W/GX24q or Four, CFTR32W/GX24q or Four, CFTR42W/GX24qUniversal 120v-277v</div></div> <div>Upcharges will apply for fluorescent dimming. Contact your local Boyd rep with the specification of the dimming control system being used.</div> <div>Lamps not included with fixture.</div>	<div>STANDARD FINISHES</div> <div><ul style="list-style-type: none">Polished Brass</div> <div>SPECIALTY FINISHES</div> <div><ul style="list-style-type: none">Polished NickelSatin Nickel</div> <div>OPTIONAL</div> <div><ul style="list-style-type: none">Fluorescent Dimming</div>
<div>9956</div> <div>Archetype Pendant (28")</div> <div></div>	<div><div>Height</div><div>Specify</div><div>28"711 mm</div></div> <div><div>Diameter</div><div></div><div>18"457 mm</div></div> <div><div>Shade Height</div><div></div><div>12 lbs5.4 kg</div></div> <div><div>Net Wt.</div><div></div><div></div></div>	<div>Round Shade: 28" dia x 18" H; 711 x 457 mm</div> <div>Canopy: 57/8" dia x 5/8"; 149 x 16 mm</div> <div>UL listed (or equivalent) for damp locations</div> <div>Shade: textured bone white with metal trim painted to match shade color</div> <div>Bottom Diffuser: white acrylic</div> <div>REQUIRED INFORMATION</div> <div><ul style="list-style-type: none">Height Overall: 24" - 42"; 610 - 1067 mm</div>	<div>LAMPING</div> <div><div>Incandescent</div><div><ul style="list-style-type: none">Three, Medium base, A-21, 100w max eachCompatible with LED Screw-in lamps</div></div> <div>Lamps not included with fixture.</div> <div><div>LED: GU-24 Base lamping may be able to meet current energy legislation; available upon request</div></div> <div><div>Fluorescent</div><div><ul style="list-style-type: none">Four, CFTR26W/GX24q or Four, CFTR32W/GX24q or Four, CFTR42W/GX24qUniversal 120v-277v</div></div> <div>Upcharges will apply for fluorescent dimming. Contact your local Boyd rep with the specification of the dimming control system being used.</div> <div>Lamps not included with fixture.</div>	<div>STANDARD FINISHES</div> <div><ul style="list-style-type: none">Polished Brass</div> <div>SPECIALTY FINISHES</div> <div><ul style="list-style-type: none">Polished NickelSatin Nickel</div> <div>OPTIONAL</div> <div><ul style="list-style-type: none">Fluorescent Dimming</div>
<div>9955</div> <div>Archetype Pendant (24")</div> <div></div>	<div><div>Height</div><div>Specify</div><div>24"610 mm</div></div> <div><div>Diameter</div><div></div><div>18"457 mm</div></div> <div><div>Shade Height</div><div></div><div>10 lbs4.5 kg</div></div> <div><div>Net Wt.</div><div></div><div></div></div>	<div>Round shade: 24" dia x 18" H; 610 x 457 mm</div> <div>Canopy: 57/8" dia x 5/8"; 149 x 16 mm</div> <div>UL listed (or equivalent) for damp locations</div> <div>Shade: textured bone white with metal trim painted to match shade color</div> <div>Bottom Diffuser: white acrylic</div> <div>REQUIRED INFORMATION</div> <div><ul style="list-style-type: none">Height Overall: 24" - 42"; 610 - 1067 mm</div>	<div>LAMPING</div> <div><div>Incandescent</div><div><ul style="list-style-type: none">One, Medium base, A-21, 200w max eachCompatible with LED Screw-in lamps</div></div> <div>Lamp not included with fixture.</div> <div><div>LED: GU-24 Base lamping may be able to meet current energy legislation; available upon request</div></div> <div><div>Fluorescent</div><div><ul style="list-style-type: none">Four, CFTR26W/GX24q or Four, CFTR32W/GX24q or Four, CFTR42W/GX24qUniversal 120v-277v</div></div> <div>Upcharges will apply for fluorescent dimming. Contact your local Boyd rep with the specification of the dimming control system being used.</div> <div>Lamps not included with fixture.</div>	<div>STANDARD FINISHES</div> <div><ul style="list-style-type: none">Polished Brass</div> <div>SPECIALTY FINISHES</div> <div><ul style="list-style-type: none">Polished NickelSatin Nickel</div> <div>OPTIONAL</div> <div><ul style="list-style-type: none">Fluorescent Dimming</div>



SHOWN IN
POLISHED BRASS

9842 Orion XXV Pendant	Height	Diameter	Bowl Depth	Net Wt.
	Specify	25" 635 mm	4 1/8" 105 mm	24 lbs 10.9 kg

Canopy: 4 1/2" dia x 5/8"; 114 x 16 mm

UL listed (or equivalent) for damp locations

Bowl: satin white glass

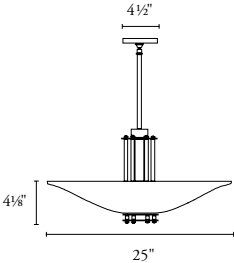
Downlight Diffuser: white honeycomb

Optional Top Diffuser: white honeycomb (upcharge)

Uplight and downlight wired for use with either one or two circuits

REQUIRED INFORMATION

- Height Overall: 18" - 42"; 457 - 1067 mm



LAMPING	STANDARD FINISHES
Uplight	• Polished Brass
Incandescent	SPECIALTY FINISHES
• Three, Medium base, A-19, 100w max each	• Polished Nickel
• Compatible with LED Screw-in lamps	
Lamps not included with fixture.	OPTIONAL
LED: GU-24 Base lamping may be able to meet current energy legislation; available upon request	• Fluorescent Dimming
Fluorescent	• Top Diffuser
• Three, CFT13W/2GX7	
• Voltage 120v or 277v (non-dimming)	
Downlight	
Halogen	
• One, Bi-pin base, MRC-16, 50w max, 12v integral transformer	
• Voltage 120v or 277v (non-dimming)	
Upcharges will apply for fluorescent dimming. Contact your local Boyd rep with the specification of the dimming control system being used.	
Lamp not included with fixture.	

9841 Orion XXII Pendant	Height	Diameter	Bowl Depth	Net Wt.
	Specify	22" 559 mm	3¾" 95 mm	22 lbs 10 kg

Canopy: 4½" dia x 5⁄8"; 114 x 16 mm

UL listed (or equivalent) for damp locations

Bowl: satin white glass

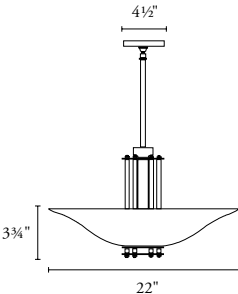
Downlight Diffuser: white honeycomb

Optional Top Diffuser: white honeycomb (upcharge)

Uplight and downlight wired for use with either one or two circuits

REQUIRED INFORMATION

- Height Overall: 18" - 42"; 457 - 1067 mm

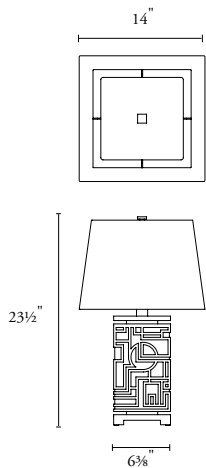


LAMPING	STANDARD FINISHES
Uplight	• Polished Brass
Incandescent	SPECIALTY FINISHES
• Three, Medium base, A-19, 100w max each	• Polished Nickel
• Compatible with LED Screw-in lamps	
Lamps not included with fixture.	OPTIONAL
LED: GU-24 Base lamping may be able to meet current energy legislation; available upon request	• Fluorescent Dimming
Fluorescent	• Top Diffuser
• Three, CFT13W/2GX7	
• Voltage 120v or 277v (non-dimming)	
Downlight	
Halogen	
• One, Bi-pin base, MRC-16, 50w max, 12v integral transformer	
• Voltage 120v or 277v (non-dimming)	
Upcharges will apply for fluorescent dimming. Contact your local Boyd rep with the specification of the dimming control system being used.	
Lamp not included with fixture.	



SHOWN IN
GOSSAMER GOLD AND
GREY CERUSED OAK

10580 Marlowe
Table Lamp



Height	Width	Base	Net Wt.
23½"	14"	6⅜" square	12 lbs
597 mm	356 mm	162 mm	5.4 kg

Square Shade: 11¼" x 14" x 10";
286 x 356 x 254 mm

UL listed (or equivalent)

Three-way socket switch

Top diffuser: frosted Pyrex glass

Optional: bolt-down (upcharge)

REQUIRED INFORMATION

- Shade: Warm White Silk or Jet Black with Gold Interior
- Wood base: Grey Cerused Oak, Dark Walnut or Imperial Red. There will be variations in color and grain of wood body.

LAMPING

Incandescent

- One, Medium base, Three-way, A-21, 150w max
- Compatible with LED Screw-in lamps

Lamp not included with fixture.

STANDARD
FINISHES

- Antiqued Boyd Brass
- Blackened Brass
- Gossamer Gold
- Satin Brass

SPECIALTY
FINISHES

- Satin Nickel

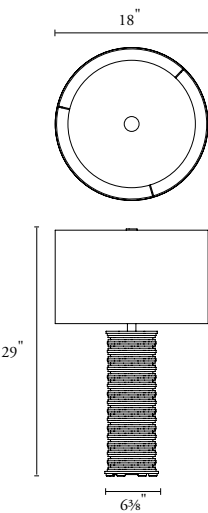
OPTIONAL

- Bolt-down



SHOWN IN
BLACKENED BRASS

10564 Solas
Table Lamp



Height	Width	Base	Net Wt.
29"	18"	6 ³ / ₈ "	29 lbs
737 mm	457 mm	158 mm	55 kg

Round Shade: 18" x 18" x 11";
457 x 457 x 279 mm

UL listed (or equivalent)

Top Diffuser: frosted pyrex glass

Optional: bolt-down (upcharge)

REQUIRED INFORMATION

- Shade: Mushroom Pinwale Silk or White Woven Linen

LAMPING

Three-way socket switch controls lamp in the light column and shade. Illuminate a single lamp or utilize both simultaneously to maximize light output.

Shade
Incandescent

- One, Medium base, A-21, 150w max
- Compatible with LED Screw-in lamps

Lamp not included with fixture

Light column

- Medium base
- LED Screw-in lamp included

SPECIALTY
FINISHES

- Antiqued Boyd Brass
- Blackened Brass
- Gossamer Gold
- Polished Brass
- Polished Nickel
- Satin Brass
- Satin Nickel

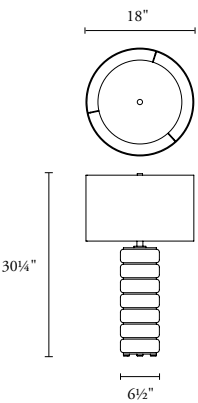
OPTIONAL

- Bolt-down



SHOWN IN
SATIN BRASS AND
GOLD CERUSED OAK

**10556 Abacus
Table Lamp**



Height	Width	Base	Net Wt.
30 1/4"	18"	6 1/2" width	30 lbs
767 mm	457 mm	165 mm	66 kg

Round Shade: 18" x 18" x 11";
457 x 457 x 279 mm

UL listed (or equivalent)

Top Diffuser: frosted pyrex glass

Optional: bolt-down (upcharge)

REQUIRED INFORMATION

- Shade: Mushroom Pinwale Silk or White Woven Linen
- Wood base: Gold Cerused Oak or Silver Cerused Oak. There will be variations in color and grain.

LAMPING

Incandescent

- One, Medium base, Three-way, A-21, 150w max
- Compatible with LED Screw-in lamps

Lamps not included with fixture

**STANDARD
FINISHES**

- Antiqued Boyd Brass
- Blackened Brass
- Polished Brass
- Satin Brass

**SPECIALTY
FINISHES**

- Polished Nickel
- Satin Nickel

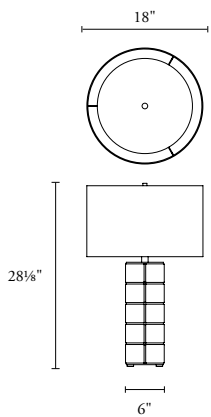
OPTIONAL

- Bolt-down



SHOWN IN
POLISHED NICKEL AND
SILVER CERUSED OAK

**10555 Bauhaus
Table Lamp**



Height	Width	Base	Net Wt.
28 1/8"	18"	6" width	36 lbs
713 mm	457 mm	152 mm	79 kg

Round shade: 18" x 18" x 11";
457 x 457 x 279 mm

UL listed (or equivalent)

Top Diffuser: frosted Pyrex glass

Optional: bolt-down (upcharge)

REQUIRED INFORMATION

- Shade: Mushroom Pinwale Silk or White Woven Linen
- Wood base: Gold Cerused Oak or Silver Cerused Oak. There will be variations in color and grain.

LAMPING

Incandescent

- One, Medium base, Three-way, A-21, 150w max
- Compatible with LED Screw-in lamps

Lamps not included with fixture

**STANDARD
FINISHES**

- Antiqued Boyd Brass
- Blackened Brass
- Polished Brass
- Satin Brass

**SPECIALTY
FINISHES**

- Polished Nickel
- Satin Nickel

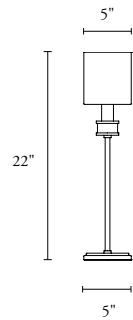
OPTIONAL

- Bolt-down

SHOWN IN
POLISHED NICKEL AND
GREY CERUSED OAK



**10518 Topanga Petite
Table Lamp**



Height	Width	Base	Net Wt.
22"	5"	5" dia	7 lbs
558 mm	127 mm	127 mm	3 kg

Screw-on Round shade:
5" dia x 5½" ; 127 x 140 mm

UL listed (or equivalent)

Shade: white linen (standard) or finished
metal (upcharge)

Optional: bolt-down (upcharge)

Choice of shagreen or wood collar

REQUIRED INFORMATION

- Shagreen Collar: Charcoal, Chocolate, Peony, Sage Green or Sand. Shagreen is subject to dye lot and cut variations.
- Wood Collar: Grey Cerused Oak, Natural Maple or Natural Walnut. There will be variations in color and grain.

LAMPING

Incandescent

- One, Candelabra base, B-10, 40w max
- Compatible with LED Screw-in lamps

Lamp not included with fixture

**STANDARD
FINISHES**

- Antiqued Boyd Brass
- Blackened Brass
- Polished Brass
- Satin Brass

**SPECIALTY
FINISHES**

- Polished Nickel
- Satin Nickel

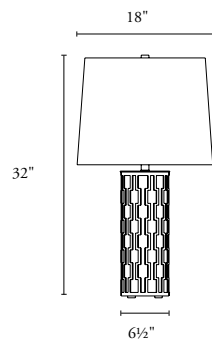
OPTIONAL

- Finished Metal Shade
- Bolt-down



SHOWN IN
POLISHED NICKEL

10200 Kyoto
Table Lamp



Height	Width	Base	Net Wt.
32"	18"	6½" dia	17 lbs
813 mm	457 mm	165 mm	7.7 kg

Shade: 16" x 18" x 14" H; 406 x 457 x 356 mm
UL listed (or equivalent)
Shade: white linen (standard) or jet black
linen with matte gold lining (upcharge)
Top Diffuser: frosted pyrex glass
Light Column: white cased glass inset in
solid brass

LAMPING

Three-way socket switch controls lamp in
the light column and shade. Illuminate a
single lamp or utilize both simultaneously to
maximize light output.

Shade
Incandescent

- One, Medium base, A-21, 150w max
- Compatible with LED Screw-in lamps

Lamp not included with fixture.

Light Column

- Medium base
- LED Screw-in lamp included

STANDARD
FINISHES

- Antiqued Boyd Brass
- Blackened Brass
- Satin Brass

SPECIALTY
FINISHES

- Satin Nickel

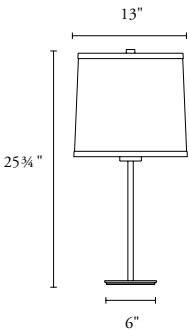
OPTIONAL

- Jet black linen with
matte gold lining shade

SHOWN IN
SATIN NICKEL



**10043 Presidio
Table Lamp**



Height	Width	Base	Net Wt.
25 ³ / ₄ "	13"	6" square	6 lbs
654 mm	330 mm	152 mm	2.7 kg

Round shade: 12" x 13" x 11" H;
305 x 330 x 279 mm

UL listed (or equivalent)

Shade: oyster linen

Three-way socket switch

Top Diffuser: white acrylic

Optional: bolt-down (upcharge)

LAMPING

Incandescent

- One, Medium base, Three-way, A-21, 150w max
- Compatible with LED Screw-in lamps

Lamp not included with fixture.

**STANDARD
FINISHES**

- Antiqued Boyd Brass
- Blackened Brass

**SPECIALTY
FINISHES**

- Satin Nickel
- Polished Nickel

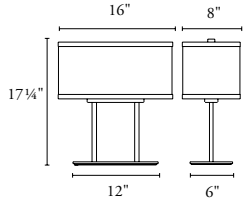
OPTIONAL

- Bolt-down
- Without shade



SHOWN IN
SATIN NICKEL

10042 Presidio Desk Lamp	Height	Width	Base	Net Wt.
	17¼"	16"	12" x 6"	12 lbs
	438 mm	406 mm	305 x 152 mm	5.4 kg
Rectangular box shade: 16" L x 8" D x 8" H; 406 x 203 x 203 mm				
UL listed (or equivalent)				
Shade: oyster linen				
On/off cord switch with dimmer				
Top Diffuser: white perforated metal				
Optional: bolt-down (upcharge)				



LAMPING

Incandescent

- Two, Medium base, A-21, 100w max
- Compatible with LED Screw-in lamps

Lamps not included with fixture.

STANDARD FINISHES

- Antiqued Boyd Brass
- Blackened Brass

SPECIALTY FINISHES

- Satin Nickel
- Polished Nickel

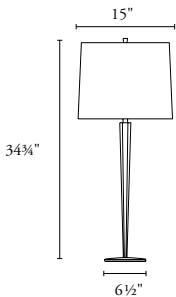
OPTIONAL

- Bolt-down
- Without shade



SHOWN IN
POLISHED NICKEL

9891 Pacific Heights
Table Lamp
Grand



Height	Width	Base	Net Wt.
34 3/4"	15"	6 1/2" dia	7 lbs
883 mm	381 mm	165 mm	3.2 kg

Shade: 14" x 15" x 12" H; 356 x 381 x 305 mm
Convex base height rises from 1/4" at edge to 1/2" at the center
UL listed (or equivalent)
Shade: White Linen
Three-way socket switch
Top Diffuser: white acrylic
Optional: bolt-down (upcharge)

LAMPING

- Incandescent**
- One, Medium base, Three-way, A-21, 150w max
 - Compatible with LED Screw-in lamps

Lamp not included with fixture

STANDARD
FINISHES

- Gossamer Gold
- Polished Brass

SPECIALTY
FINISHES

- Polished Nickel

OPTIONAL

- Bolt-down
- Without shade



SHOWN IN
POLISHED BRASS

9890 Pacific Heights Parlor Table Lamp

12"

28 3/4"

4 1/2"

Height

28 3/4"

730 mm

Width

12"

305 mm

Base

4 1/2" dia

114 mm

Net Wt.

6.5 lbs

2.9 kg

Shade: 11" x 12" x 11" H; 279 x 305 x 279 mm

UL listed (or equivalent)

Shade: White Linen

Three-way socket switch

Top Diffuser: white acrylic

Optional: bolt-down (upcharge)

LAMPING

Incandescent

• One, Medium base, Three-way, A-21, 150w max

• Compatible with LED Screw-in lamps

Lamp not included with fixture

STANDARD FINISHES

• Gossamer Gold

• Polished Brass

SPECIALTY FINISHES

• Polished Nickel

OPTIONAL

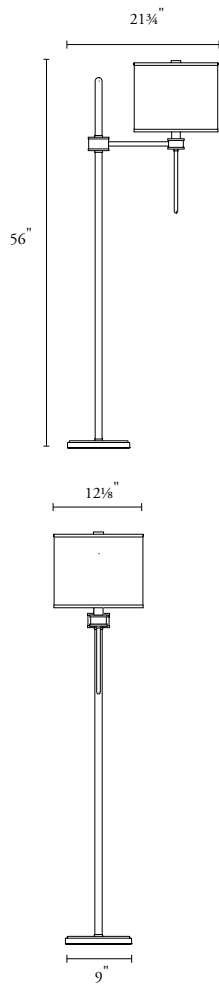
• Bolt-down

• Without shade

SHOWN IN
SATIN BRASS AND
NATURAL WALNUT



10519 Topanga
Floor Lamp



Height	Overall Width	Base	Net Wt.
56" 1422 mm	21¾" 552 mm	9"dia 229 mm	22 lbs 11 kg

Round Shade: 12½" dia x 10" H;
307 x 254 mm

UL listed or equivalent

Shade: white linen

Choice of shagreen or wood collar

REQUIRED INFORMATION

- Shagreen Collar: Charcoal, Chocolate, Peony, Sage Green or Sand. Shagreen is subject to dye lot and cut variations.
- Wood Collar: Grey Cerused Oak, Natural Maple or Natural Walnut

LAMPING

Incandescent

- One, Medium base, Three-way, A-21, 250w max
- Compatible with LED Screw-in lamps

Lamp not included with fixture

STANDARD FINISHES

- Antiqued Boyd Brass
- Blackened Brass
- Polished Brass
- Satin Brass

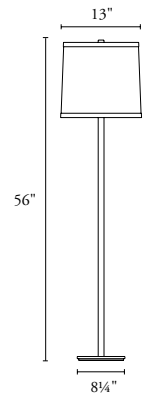
SPECIALTY FINISHES

- Satin Nickel
- Polished Nickel

SHOWN IN
SATIN NICKEL



10044 Presidio
Floor Lamp



Height	Overall Width	Base	Net Wt.
56"	13"	8 ¼" sq.	19 lbs
1422 mm	330 mm	210 mm	8.6 kg

Round shade: 12" x 13" x 11" H;
305 x 330 x 279 mm

UL listed (or equivalent)

Shade: oyster linen

Three-way socket switch

Top Diffuser: white acrylic

LAMPING

Incandescent

- One, Medium base, Three-way, A-21, 250w max
- Compatible with LED Screw-in lamps

Lamp not included with fixture.

STANDARD FINISHES

- Antiqued Boyd Brass
- Blackened Brass

SPECIALTY FINISHES

- Polished Nickel
- Satin Nickel

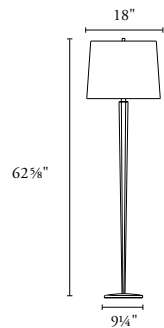
OPTIONAL

- Without shade

SHOWN IN
POLISHED NICKEL



9892 Pacific Heights
Floor Lamp



Height	Width	Base	Net Wt.
62 ⁵ / ₈ "	18"	9 ¹ / ₄ " dia	16.5 lbs
1591 mm	457 mm	235 mm	7.5 kg

Shade: 16" x 18" x 14" H; 406 x 457 x 356 mm
Convex base height rises from 3/8" at edge to 7/8" at the center
UL listed (or equivalent)
Shade: White Linen
Three-way socket switch
Top Diffuser: white acrylic

LAMPING

- Incandescent**
- One, Medium base, Three-way, A-21, 250w max
 - Compatible with LED Screw-in lamps

Lamp not included with fixture

STANDARD
FINISHES

- Gossamer Gold
- Polished Brass

SPECIALTY
FINISHES

- Polished Nickel

OPTIONAL

- Without shade

THE KENTFIELD COLLECTION®

WALL SCONCES

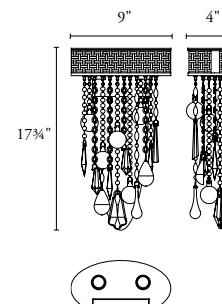
ON THE ROCKS SCONCE (K0200)
SHIMMER WALL BRACKET (K0183)
ASTORIA ADA WALL BRACKET (K0162)
LAVALIERE II WALL BRACKET (K0092)
LAVALIERE I WALL BRACKET (K0091)
CASCADE WALL II BRACKET (K0036)
CASCADE WALL I BRACKET (K0035)

CEILING FIXTURES

ASTORIA LUMINAIRE SERIES
CASCADE ROUND SERIES
LAVALIERE LUMINAIRE SERIES
CASCADE DIVIDE LUMINAIRE SERIES
CASCADE LUMINAIRE SERIES

SHOWN IN
POLISHED NICKEL

K0162 Astoria ADA
Wall Bracket



Height	Width	Projection	Net Wt.
17¾"	9"	4"	8 lbs
451 mm	229 mm	102 mm	3.6 kg

Center of outlet box to top of fixture:
2¼"; 57 mm

ADA compliant at any mounting height

UL listed (or equivalent) for damp locations

Polished aluminum crown with satin nickel
mesh

Mirrored accent wall plate

Engraved plate with yearly edition

Polished aluminum plate pre-trimmed with
fine crystal pendalogues and prisms on
traditional chain with oval, round and faceted
beads

Pendalogues and prisms come in a mixture of
traditional shapes. All are made from hand-
blown, hand-cut and hand-polished crystal.

Cascade crystal strands may be used on
Astoria luminaires and vice versa. Contact
your local Boyd representative for details.



LAMPING

Halogen

- Two, Bi-pin base, MRC-8, 20w max each,
12 volt integral transformers
- Voltage 120v or 277v (non-dimming)

Flood lamp with opaque silver reflector
recommended.

Lamps included with fixture.

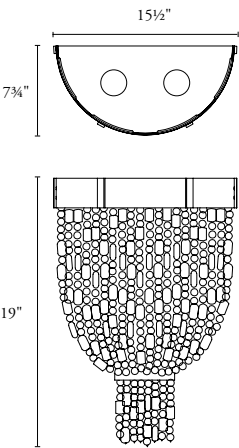
SPECIALTY
FINISHES

- Satin Nickel



SHOWN IN
ANTIQUED BOYD BRASS

K0092 Lavalier II
Wall Bracket



Height	Width	Projection	Net Wt.
19"	15½"	7¾"	20 lbs
483 mm	394 mm	197 mm	9.1 kg

Center of outlet box to top of fixture:
6½"; 165 mm

For ADA compliance, height of center of
outlet box above finished floor:
86½"; 2197 mm

UL listed (or equivalent) for damp locations

Crown: brass with hammertone details

Mirrored accent wall plate

Engraved plate with yearly edition

Beads: combination of semi-precious
stones, Venetian and crystal beads in varying
sizes. Bead selection subject to change due
to market availability.

Fixture must be properly supported due to
weight

LAMPING

Top Plate

- Halogen**
- Two, Bi-pin base, MRC-16, 35w max each
 - Voltage 120v or 277v (non-dimming)

Suspended Downlight

- Halogen**
- One, Bi-pin base, MRC-8, 20w max, 12 volt
integral transformers
 - Voltage 120v or 277v (non-dimming)

Lamps included with fixture.

LED

- Contact your local Boyd rep for options

STANDARD
FINISHES

- Antiqued Boyd Brass
- Satin Brass

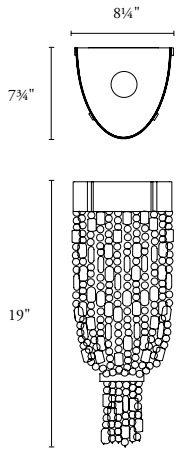
SPECIALTY
FINISHES

- Satin Nickel



SHOWN IN
ANTIQUED BOYD BRASS

K0091 Lavaliere I
Wall Bracket



Height	Width	Projection	Net Wt.
19"	8 1/4"	7 3/4"	14 lbs
483 mm	210 mm	197 mm	6.4 kg

Center of outlet box to top of fixture:
6 1/2"; 165 mm

For ADA compliance, height of center of
outlet box above finished floor:
86 1/2"; 2197 mm

UL listed (or equivalent) for damp locations

Crown: brass with hammertone details

Mirrored accent wall plate

Engraved plate with yearly edition

Beads: combination of semi-precious
stones, Venetian and crystal beads in varying
sizes. Bead selection subject to change due
to market availability.

LAMPING

Top Plate

Halogen

- One, Bi-pin base, MRC-16, 35w max each
- Voltage 120v or 277v (non-dimming)

Suspended Downlight

Halogen

- One, Bi-pin base, MRC-8, 20w max, 12v
integral transformers
- Voltage 120v or 277v (non-dimming)

Lamps included with fixture

LED

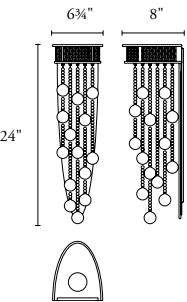
- Contact your local Boyd rep for options

- STANDARD
FINISHES**
- Antiqued Boyd Brass
 - Satin Brass
- SPECIALTY
FINISHES**
- Satin Nickel



SHOWN IN
POLISHED NICKEL AND
CLEAR CRYSTAL

K0036 Cascade II
Wall Bracket



Height	Width	Projection	Net Wt.
24"	6 3/4"	8"	18 lbs
610 mm	171 mm	203 mm	8.2 kg

Crystal strands in variable lengths

Beads: 3/8" dia; 10 mm

Spheres: 1 5/8" dia; 40 mm

Center of outlet box to top of fixture:
2 3/4"; 70 mm

For ADA compliance, height of center of
outlet box above finished floor:
101 1/4"; 2572 mm

UL listed (or equivalent) for damp locations

Engraved plate with yearly edition

Polished aluminum plate pre-trimmed with
crystal strands, polished aluminum crown
with satin nickel mesh atop mirrored accent
wall plate

Color and veining of semi-precious stones
will vary

Colored spheres may exhibit dye lot
variations

LAMPING

Halogen

- One, Bi-pin base, MRC-16, 50w max, 12v
integral transformer
- Voltage 120v or 277v (non-dimming)

Flood or spot lamps with opaque silver
reflectors recommended

Lamp included with fixture

LED

- Contact your local Boyd rep for options

STANDARD FINISHES

Sphere type

100% coverage

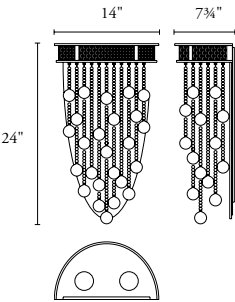
- Clear Crystal
- Rock Crystal
- Smoky Rock Crystal
- Amethyst
- Pale Blue
- Pale Pink
- Gloss Black

30% coverage

- Rock Crystal
- Smoky Rock Crystal
- Amethyst
- Pale Blue
- Pale Pink
- Gloss Black

SHOWN IN
POLISHED NICKEL AND
CLEAR CRYSTAL

K0035 Cascade I
Wall Bracket



Height	Width	Projection	Net Wt.
24"	14"	7 3/4"	30 lbs
610 mm	356 mm	197 mm	13.6 kg

Center of outlet box to top of fixture:
2 3/4"; 70 mm

For ADA compliance, height of center of
outlet box above finished floor:
101 1/4"; 2572 mm

Crystal strands in variable lengths

Beads: 3/8" dia; 10 mm

Spheres: 1 5/8" dia; 40 mm

UL listed (or equivalent) for damp locations

Engraved plate with yearly edition

Polished aluminum plate pre-trimmed with
crystal strands, polished aluminum crown
with satin nickel mesh atop mirrored accent
wall plate

Color and veining of semi-precious stones
will vary

Colored spheres may exhibit dye lot
variations

Fixture must be properly supported due to
weight

LAMPING

Halogen

- Two, Bi-pin base, MRC-16, 50w max, 12v
integral transformer
- Voltage 120v or 277v (non-dimming)

Two flood or spot lamps with opaque silver
reflectors recommended

Lamps included with fixture

LED

- Contact your local Boyd rep for options

STANDARD FINISHES

Sphere type

100% coverage

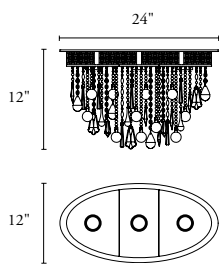
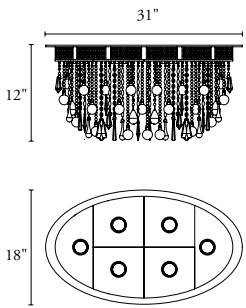
- Clear Crystal
- Rock Crystal
- Smoky Rock Crystal
- Amethyst
- Pale Blue
- Pale Pink
- Gloss Black

30% coverage

- Rock Crystal
- Smoky Rock Crystal
- Amethyst
- Pale Blue
- Pale Pink
- Gloss Black



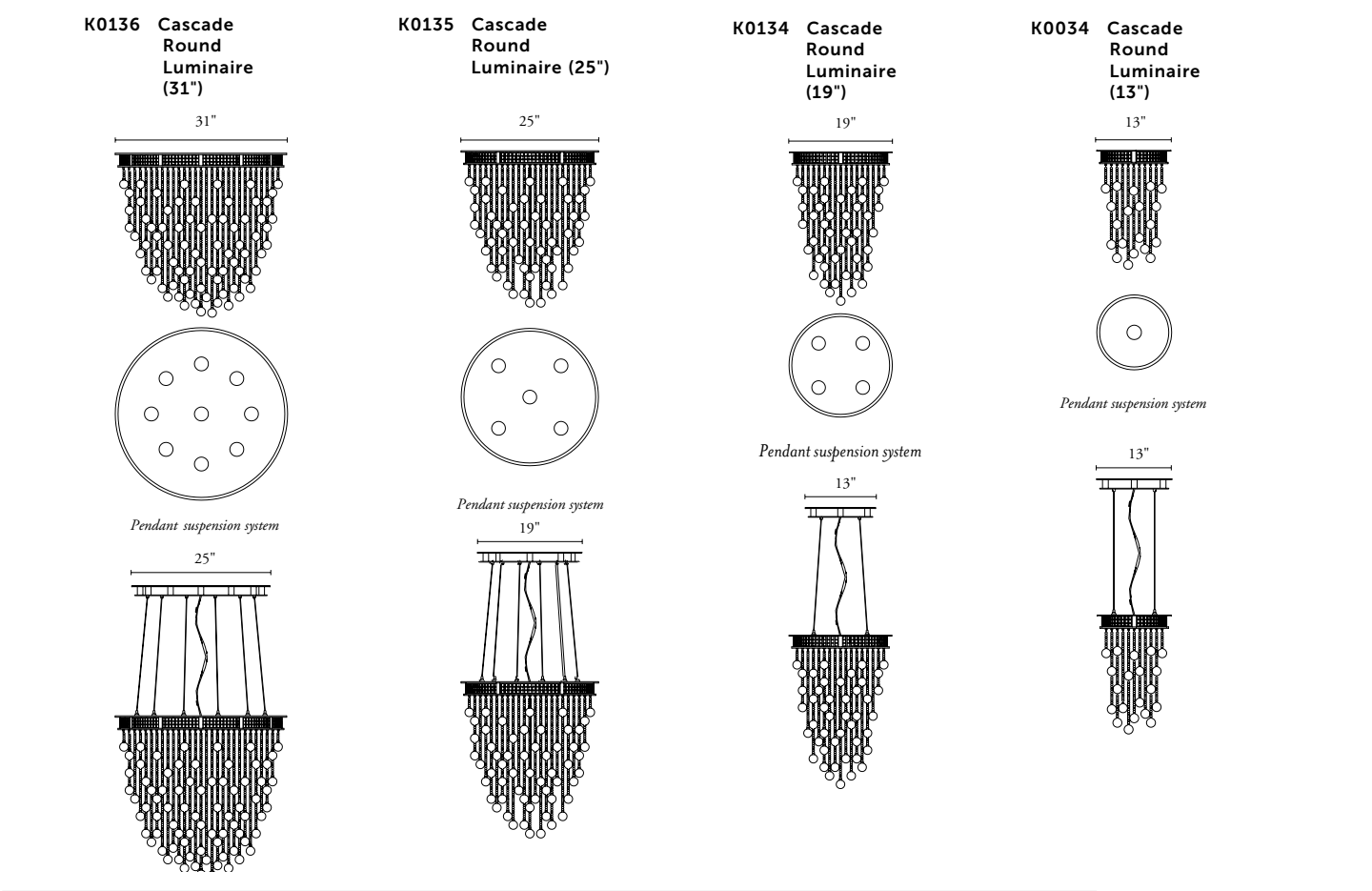
SHOWN IN
SATIN NICKEL

K0170	Astoria Salon Luminaire	Height	Width	Length	Net Wt.	LAMPING	STANDARD FINISHES
		12" 305 mm	12" 305 mm	24" 610 mm	38 lbs 17.3 kg	Halogen <ul style="list-style-type: none">• Three, Bi-pin base, MRC-16, 50w max, 12v integral transformer• Voltage 120v or 277v (non-dimming) Flood lamp with opaque silver reflector recommended Lamps included with fixture LED <ul style="list-style-type: none">• Contact your local Boyd rep for options	
K0169	Astoria Grand Luminaire					UL listed (or equivalent) for damp locations Satin aluminum oval ceiling plate with satin nickel mesh Engraved plate with yearly edition Polished aluminum plates pre-trimmed with fine crystal pendalogues and prisms on traditional chain with oval, round and faceted beads Pendalogues and prisms come in a mixture of traditional shapes. All are made from hand-blown, hand-cut and hand-polished crystal. Cascade crystal strands may be used on Astoria luminaires and vice versa. Please contact your local Boyd representative for details. Fixture must be properly supported due to weight	STANDARD FINISHES
						Halogen <ul style="list-style-type: none">• Six, Bi-pin base, MRC-16, 50w max each, 12v integral transformers• Voltage 120v or 277v (non-dimming) Flood lamp with opaque silver reflector recommended Lamps included with fixture LED <ul style="list-style-type: none">• Contact your local Boyd rep for options	



SHOWN IN
SATIN NICKEL AND
CLEAR CRYSTAL

GENERAL INFORMATION					REQUIRED INFORMATION	STANDARD FINISHES
Crystal strands in variable lengths Beads: 3⁄8" dia; 10 mm Spheres: 1 5⁄8" dia; 40 mm UL listed (or equivalent) for damp locations Engraved plate with yearly edition Polished aluminum plates pre-trimmed with crystal strands, round satin aluminum ceiling plate with satin nickel mesh Color and veining of semi-precious stones will vary Colored spheres may exhibit dye lot variations Fixture must be properly supported due to weight Ceilings with a 30° slope or less can be accomodated with suspension system (upcharge)					<ul style="list-style-type: none">Height Overall: 26"; 660 mm 38"; 965 mm 50"; 1270 mm 72"; 1829 mm 96"; 2438 mm 120"; 3048 mm	40 mm Sphere Type 100% coverage <ul style="list-style-type: none">• Clear Crystal• Rock Crystal• Smoky Rock Crystal• Amethyst• Pale Blue• Pale Pink• Gloss Black 30% coverage <ul style="list-style-type: none">• Rock Crystal• Smoky Rock Crystal• Amethyst• Pale Blue• Pale Pink• Gloss Black
					LAMPING Halogen <ul style="list-style-type: none">• Voltage 120v or 277v (non-dimming)• Lamps included with fixture; flood lamp with opaque silver reflector recommended LED <ul style="list-style-type: none">• Contact your local Boyd rep for options	
K0136	Cascade Round Luminaire (31")	Height Specify	Diameter 31" 787 mm	Net Wt. 132 - 225 lbs 59.9 - 102.1 kg	LAMPING Halogen <ul style="list-style-type: none">• Nine, Bi-pin base, MRC-16, 50w max, 12v integral transformer	
K0135	Cascade Round Luminaire (25")	Height Specify	Diameter 25" 635 mm	Net Wt. 86 - 145 lbs 39 - 65.8 kg	LAMPING Halogen <ul style="list-style-type: none">• Five, Bi-pin base, MRC-16, 50w max each, 12v integral transformers	
K0134	Cascade Round Luminaire (19")	Height Specify	Diameter 19" 483 mm	Net Wt. 52 - 93 lbs 23.6 - 42.2 kg	LAMPING Halogen <ul style="list-style-type: none">• Four, Bi-pin base, MRC-16, 50w max each, 12v integral transformers	
K0034	Cascade Round Luminaire (13")	Height Specify	Diameter 13" 330 mm	Net Wt. 32 - 51 lbs 14.5 - 23.1 kg	LAMPING Halogen <ul style="list-style-type: none">• One, Bi-pin base, MRC-16, 50w max, 12v integral transformer	





<div><div><div><div><div><div></div><div></div></div><div><div></div><div></div></div></div><div><div><div></div><div></div></div><div><div></div><div></div></div></div><div><div><div></div><div></div></div><div><div></div><div></div></div></div><div><div><div></div><div></div></div><div><div></div><div></div></div></div></div></div><div><div><div><div></div><div></div></div><div><div></div><div></div></div></div><div><div><div></div><div></div></div><div><div></div><div></div></div></div><div><div><div></div><div></div></div><div><div></div><div></div></div></div></div></div> <div><div><div><div></div><div></div></div><div><div></div><div></div></div></div><div><div><div></div><div></div></div><div><div></div><div></div></div></div><div><div><div></div><div></div></div><div><div></div><div></div></div></div></div> <div><div><div><div></div><div></div></div><div><div></div><div></div></div></div><div><div><div></div><div></div></div><div><div></div><div></div></div></div><div><div><div></div><div></div></div><div><div></div><div></div></div></div></div> <div><div><div><div></div><div></div></div><div><div></div><div></div></div></div><div><div><div></div><div></div></div><div><div></div><div></div></div></div><div><div><div></div><div></div></div><div><div></div><div></div></div></div></div> <div><div><div><div></div><div></div></div><div><div></div><div></div></div></div><div><div><div></div><div></div></div><div><div></div><div></div></div></div><div><div><div></div><div></div></div><div><div></div><div></div></div></div></div> <div><div><div><div></div><div></div></div><div><div></div><div></div></div></div><div><div><div></div><div></div></div><div><div></div><div></div></div></div><div><div><div></div><div></div></div><div><div></div><div></div></div></div></div> <div><div><div><div></div><div></div></div><div><div></div><div></div></div></div><div><div><div></div><div></div></div><div><div></div><div></div></div></div><div><div><div></div><div></div></div><div><div></div><div></div></div></div></div> <div><div><div><div></div><div></div></div><div><div></div><div></div></div></div><div><div><div></div><div></div></div><div><div></div><div></div></div></div><div><div><div></div><div></div></div><div><div></div><div></div></div></div></div> <div><div><div><div></div><div></div></div><div><div></div><div></div></div></div><div><div><div></div><div></div></div><div><div></div><div></div></div></div><div><div><div></div><div></div></div><div><div></div><div></div></div></div></div> <div><div><div><div></div><div></div></div><div><div></div><div></div></div></div><div><div><div></div><div></div></div><div><div></div><div></div></div></div><div><div><div></div><div></div></div><div><div></div><div></div></div></div></div> <div><div><div><div></div><div></div></div><div><div></div><div></div></div></div><div><div><div></div><div></div></div><div><div></div><div></div></div></div><div><div><div></div><div></div></div><div><div></div><div></div></div></div></div> <div><div><div><div></div><div></div></div><div><div></div><div></div></div></div><div><div><div></div><div></div></div><div><div></div><div></div></div></div><div><div><div></div><div></div></div><div><div></div><div></div></div></div></div> <div><div><div><div></div><div></div></div><div><div></div><div></div></div></div><div><div><div></div><div></div></div><div><div></div><div></div></div></div><div><div><div></div><div></div></div><div><div></div><div></div></div></div></div> <div><div><div><div></div><div></div></div><div><div></div><div></div></div></div><div><div><div></div><div></div></div><div><div></div><div></div></div></div><div><div><div></div><div></div></div><div><div></div><div></div></div></div></div> <div><div><div><div></div><div></div></div><div><div></div><div></div></div></div><div><div><div></div><div></div></div><div><div></div><div></div></div></div><div><div><div></div><div></div></div><div><div></div><div></div></div></div></div> <div><div><div><div></div><div></div></div><div><div></div><div></div></div></div><div><div><div></div><div></div></div><div><div></div><div></div></div></div><div><div><div></div><div></div></div><div><div></div><div></div></div></div></div> <div><div><div><div></div><div></div></div><div><div></div><div></div></div></div><div><div><div></div><div></div></div><div><div></div><div></div></div></div><div><div><div></div><div></div></div><div><div></div><div></div></div></div></div> <div><div><div><div></div><div></div></div><div><div></div><div></div></div></div><div><div><div></div><div></div></div><div><div></div><div></div></div></div><div><div><div></div><div></div></div><div><div></div><div></div></div></div></div> <div><div><div><div></div><div></div></div><div><div></div><div></div></div></div><div><div><div></div><div></div></div><div><div></div><div></div></div></div><div><div><div></div><div></div></div><div><div></div><div></div></div></div></div> <div><div><div><div></div><div></div></div><div><div></div><div></div></div></div><div><div><div></div><div></div></div><div><div></div><div></div></div></div><div><div><div></div><div></div></div><div><div></div><div></div></div></div></div> <div><div><div><div></div><div></div></div><div><div></div><div></div></div></div><div><div><div></div><div></div></div><div><div></div><div></div></div></div><div><div><div></div><div></div></div><div><div></div><div></div></div></div></div> <div><div><div><div></div><div></div></div><div><div></div><div></div></div></div><div><div><div></div><div></div></div><div><div></div><div></div></div></div><div><div><div></div><div></div></div><div><div></div><div></div></div></div></div> <div><div><div><div></div><div></div></div><div><div></div><div></div></div></div><div><div><div></div><div></div></div><div><div></div><div></div></div></div><div><div><div></div><div></div></div><div><div></div><div></div></div></div></div> <div><div><div><div></div><div></div></div><div><div></div><div></div></div></div><div><div><div></div><div></div></div><div><div></div><div></div></div></div><div><div><div></div><div></div></div><div><div></div><div></div></div></div></div> <div><div><div><div></div><div></div></div><div><div></div><div></div></div></div><div><div><div></div><div></div></div><div><div></div><div></div></div></div><div><div><div></div><div></div></div><div><div></div><div></div></div></div></div> <div><div><div><div></div><div></div></div><div><div></div><div></div></div></div><div><div><div></div><div></div></div><div><div></div><div></div></div></div><div><div><div></div><div></div></div><div><div></div><div></div></div></div></div> <div><div><div><div></div><div></div></div><div><div></div><div></div></div></div><div><div><div></div><div></div></div><div><div></div><div></div></div></div><div><div><div></div><div></div></div><div><div></div><div></div></div></div></div> <div><div><div><div></div><div></div></div><div><div></div><div></div></div></div><div><div><div></div><div></div></div><div><div></div><div></div></div></div><div><div><div></div><div></div></div><div><div></div><div></div></div></div></div> <div><div><div><div></div><div></div></div><div><div></div><div></div></div></div><div><div><div></div><div></div></div><div><div></div><div></div></div></div><div><div><div></div><div></div></div><div><div></div><div></div></div></div></div> <div><div><div><div></div><div></div></div><div><div></div><div></div></div></div><div><div><div></div><div></div></div><div><div></div><div></div></div></div><div><div><div><</div></div></div></div>
--



<div>K0063</div> <div>Cascade Luminaire Divide (12")</div> <div></div>	<div>Height</div> <div>Specify</div> <div>4 1/2"</div> <div>114 mm</div> <div>Width</div> <div>12 1/2"</div> <div>318 mm</div> <div>Length</div> <div>29-37 lbs</div> <div>13.2-16.8 kg</div> <div>Net Wt.</div>	<div>Crystal strands in variable lengths</div> <div>Beads: 3/8" dia; 10 mm</div> <div>Spheres: 1 3/8" dia; 40 mm</div> <div>UL listed (or equivalent) for damp locations</div> <div>Engraved plate with yearly edition</div> <div>Polished aluminum plates pre-trimmed with crystal strands, rectangular satin aluminum ceiling plate with satin nickel mesh on all sides</div> <div>Color and veining of semi-precious stones will vary</div> <div>Colored spheres may exhibit dye lot variations</div> <div>Fixture must be properly supported at both ends</div> <div>Optional End Cap: Satin Aluminum Flat (upcharge)</div> <div>REQUIRED INFORMATION</div> <div><ul style="list-style-type: none">• Height Overall: 26"; 660 mm, or 38"; 965 mm, or 50"; 1270 mm, or 72"; 1829 mm, or 96"; 2438 mm, or 120"; 3048 mm</div>	<div>LAMPING</div> <div>Halogen</div> <div><ul style="list-style-type: none">• Four, BI-pin base, MRC-11 or MRC-8, 35w max each, 12v integral transformers• Voltage 120v or 277v (non-dimming)</div> <div>Flood lamps with opaque silver reflectors recommended</div> <div>Lamps included with fixture</div>	<div>STANDARD FINISHES</div> <div>40 mm Sphere Type</div> <div>100% coverage</div> <div><ul style="list-style-type: none">• Clear Crystal• Rock Crystal• Smoky Rock Crystal• Amethyst• Pale Blue• Pale Pink• Gloss Black</div> <div>30% coverage</div> <div><ul style="list-style-type: none">• Rock Crystal• Smoky Rock Crystal• Amethyst• Pale Blue• Pale Pink• Gloss Black</div>
<div>K0061</div> <div>Cascade Luminaire Divide (24")</div> <div></div>	<div>Height</div> <div>Specify</div> <div>4 1/2"</div> <div>114 mm</div> <div>Width</div> <div>24"</div> <div>610 mm</div> <div>Length</div> <div>29 - 37 lbs</div> <div>13.2 - 16.8 kg</div> <div>Net Wt.</div>	<div>Crystal strands in variable lengths</div> <div>Beads: 3/8" dia; 10 mm</div> <div>Spheres: 1 3/8" dia; 40 mm</div> <div>UL listed (or equivalent) for damp locations</div> <div>Engraved plate with yearly edition</div> <div>Polished aluminum plates pre-trimmed with crystal strands, rectangular satin aluminum ceiling plate with satin nickel mesh on all sides</div> <div>Color and veining of semi-precious stones will vary</div> <div>Colored spheres may exhibit dye lot variations</div> <div>Fixture must be properly supported at both ends</div> <div>Optional End Cap: Satin Aluminum Flat (upcharge)</div> <div>REQUIRED INFORMATION</div> <div><ul style="list-style-type: none">• Height Overall: 26"; 660 mm, or 38"; 965 mm, or 50"; 1270 mm, or 72"; 1829 mm, or 96"; 2438 mm, or 120"; 3048 mm</div>	<div>LAMPING</div> <div>Halogen</div> <div><ul style="list-style-type: none">• Four, BI-pin base, MRC-11 or MRC-8, 35w max each, 12v integral transformers• Voltage 120v or 277v (non-dimming)</div> <div>Flood lamps with opaque silver reflectors recommended</div> <div>Lamps included with fixture</div>	<div>STANDARD FINISHES</div> <div>40 mm Sphere Type</div> <div>100% coverage</div> <div><ul style="list-style-type: none">• Clear Crystal• Rock Crystal• Smoky Rock Crystal• Amethyst• Pale Blue• Pale Pink• Gloss Black</div> <div>30% coverage</div> <div><ul style="list-style-type: none">• Rock Crystal• Smoky Rock Crystal• Amethyst• Pale Blue• Pale Pink• Gloss Black</div>
<div>K0060</div> <div>Cascade Luminaire Divide (12")</div> <div></div>	<div>Height</div> <div>Specify</div> <div>4 1/2"</div> <div>114 mm</div> <div>Width</div> <div>12"</div> <div>305 mm</div> <div>Length</div> <div>15 - 19 lbs</div> <div>6.8 - 8.6 kg</div> <div>Net Wt.</div>	<div>Crystal strands in variable lengths</div> <div>Beads: 3/8" dia; 10 mm</div> <div>Spheres: 1 3/8" dia; 40 mm</div> <div>UL listed (or equivalent) for damp locations</div> <div>Engraved plate with yearly edition</div> <div>Polished aluminum plates pre-trimmed with crystal strands, rectangular satin aluminum ceiling plate with satin nickel mesh on all sides</div> <div>Color and veining of semi-precious stones will vary</div> <div>Colored spheres may exhibit dye lot variations</div> <div>Optional End Cap: Satin Aluminum Flat (upcharge)</div> <div>REQUIRED INFORMATION</div> <div><ul style="list-style-type: none">• Height Overall: 26"; 660 mm, or 38"; 965 mm, or 50"; 1270 mm, or 72"; 1829 mm, or 96"; 2438 mm, or 120"; 3048 mm</div>	<div>LAMPING</div> <div>Halogen</div> <div><ul style="list-style-type: none">• Two, BI-pin base, MRC-11 or MRC-8, 35w max each, 12v integral transformers• Voltage 120v or 277v (non-dimming)</div> <div>Flood lamps with opaque silver reflectors recommended</div> <div>Lamps included with fixture</div>	<div>STANDARD FINISHES</div> <div>40 mm Sphere Type</div> <div>100% coverage</div> <div><ul style="list-style-type: none">• Clear Crystal• Rock Crystal• Smoky Rock Crystal• Amethyst• Pale Blue• Pale Pink• Gloss Black</div> <div>30% coverage</div> <div><ul style="list-style-type: none">• Rock Crystal• Smoky Rock Crystal• Amethyst• Pale Blue• Pale Pink• Gloss Black</div>



GENERAL INFORMATION

Crystal strands in variable lengths

Beads: 3⁄8" dia; 10 mm

Spheres: 1 5⁄8" dia; 40 mm

UL listed (or equivalent) for damp locations

Engraved plate with yearly edition

Polished aluminum plates pre-trimmed with crystal strands, elliptical satin aluminum ceiling plate with satin nickel mesh

Color and veining of semi-precious stones will vary

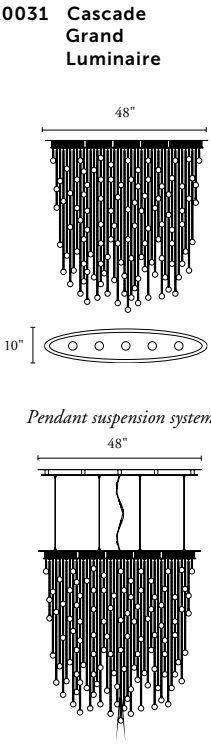
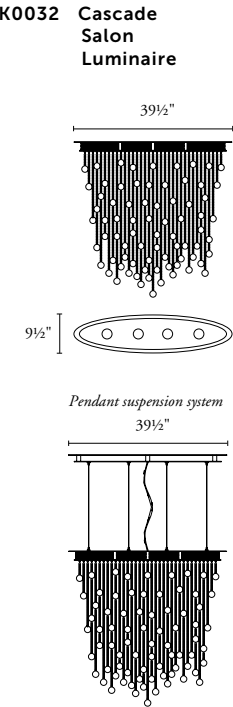
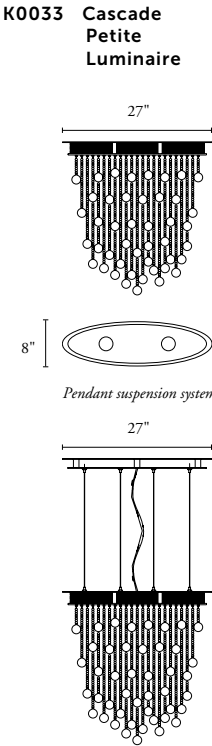
Colored spheres may exhibit dye lot variations

Fixture must be properly supported due to weight

Ceilings with a 30° slope or less can be accomodated with optional suspension system (upcharge)

REQUIRED INFORMATION	STANDARD FINISHES
<ul style="list-style-type: none">Height Overall: 26" - 120"; 660 - 3048 mm	40 mm Sphere Type 100% coverage <ul style="list-style-type: none">Clear CrystalRock CrystalSmoky Rock CrystalAmethystPale BluePale PinkGloss Black
LAMPING Halogen <ul style="list-style-type: none">Voltage 120v or 277v (non-dimming)Two flood or two spot lamps with opaque silver reflectors recommendedLamps included with fixture LED <ul style="list-style-type: none">Contact your local Boyd rep for options	30% coverage <ul style="list-style-type: none">Rock CrystalSmoky Rock CrystalAmethystPale BluePale PinkGloss Black

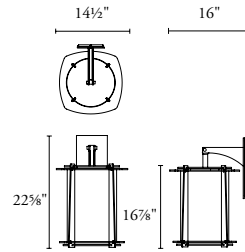
K0033	Cascade Petite Luminaire	Height Specify	Width 8" 203 mm	Length 27" 686 mm	Net Wt. 43 - 55 lbs 19.5 - 25 kg	LAMPING Halogen <ul style="list-style-type: none">Two, Bi-pin base, MRC-16, 50w max each, 12v integral transformers
K0032	Cascade Salon Luminaire	Height Specify	Width 9 1⁄2" 241 mm	Length 39 1⁄2" 1003 mm	Net Wt. 54 - 63 lbs 24.5 - 28.6 kg	LAMPING Halogen <ul style="list-style-type: none">Four, Bi-pin base, MRC-16, 50w max each, 12v integral transformers
K0031	Cascade Grand Luminaire	Height Specify	Width 10" 254 mm	Length 48" 1219 mm	Net Wt. 72 - 88 lbs 32.7 - 39.9 kg	LAMPING Halogen <ul style="list-style-type: none">Five, Bi-pin base, MRC-16, 50w max each, 12v integral transformers





SHOWN IN
SATIN NICKEL

E20141 Premier, 4-Fin Grande Sconce



Height	Width	Projection	Net Wt. (Cu/Al)
22 ⁵ / ₈ " 575 mm	14 ¹ / ₂ " 368 mm	16" 406 mm	38/18 lbs 17.2/8.2 kg
Backplate: 12 ⁵ / ₈ " H x 6 ¹ / ₄ " W; 321 x 159 mm			
Cage Height: 16 ⁷ / ₈ "; 429 mm			
Center of outlet box to top of fixture: 3 ¹ / ₈ "; 79 mm			
For ADA compliance, height of center of outlet box above finished floor: 99 ¹ / ₂ "; 2527 mm			
UL listed (or equivalent) for wet locations			
Diffuser: satin white acrylic			
Fixture constructed of either solid copper or solid aluminum			
Unlacquered satin copper has no protective coating and will patina over time			

LAMPING

- Incandescent**
- One, Medium base, A-21, 150w max
 - Compatible with LED Screw-in lamps

Lamp not included with fixture.

LED: GU-24 Base lamping may be able to meet current energy legislation; available upon request

- Fluorescent**
- One, CFTR26W/GX24q or One, CFTR32W/GX24q or One, CFTR42W/GX24q
 - Universal 120v-277v
 - Outdoor rated at -17 °C

Upcharges will apply for fluorescent remote dimming. Contact your local Boyd rep with the specification of the dimming control system being used.

- HID - Ceramic Metal Halide**
- One, CMH39W/G8.5
 - Outdoor rated at -30 °C

Lamp not included with fixture.

STANDARD FINISHES

- Copper**
- Antiqued Copper
 - Satin Copper (unlacquered)

SPECIALTY FINISHES

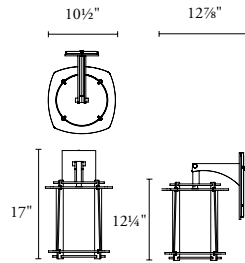
- Copper**
- Satin Nickel

- Aluminum**
- Coffee Bean
 - Gloss White
 - Silver Fog

OPTIONAL

- Fluorescent Remote Dimming

E20135 Premier, 4-Fin Sconce



Height	Width	Projection	Net Wt. (Cu/Al)
17" 432 mm	10 ¹ / ₂ " 267 mm	12 ⁷ / ₈ " 327 mm	26/14 lbs 11.8/6.4 kg
Backplate: 10 ¹ / ₂ " H x 5 ¹ / ₄ " W; 267 x 133 mm			
Cage Height: 12 ¹ / ₄ "; 311 mm			
Center of outlet box to top of fixture: 3"; 76 mm			
For ADA compliance, height of center of outlet box above finished floor: 94"; 2388 mm			
UL listed (or equivalent) for wet locations			
Diffuser: white cased glass			
Fixture constructed of either solid copper or solid aluminum			
Unlacquered satin copper has no protective coating and will patina over time			

LAMPING

- Incandescent**
- One, Medium base, A-21, 150w max
 - Compatible with LED Screw-in lamps

Lamp not included with fixture

LED: GU-24 Base lamping may be able to meet current energy legislation; available upon request

- Fluorescent**
- One, CFTR26W/GX24q-3
 - Outdoor rated at -10 °C
 - Voltage 120v or 277v (non-dimming)

Upcharges will apply for fluorescent remote dimming. Contact your local Boyd rep with the specification of the dimming control system being used.

Lamp not included with fixture.

STANDARD FINISHES

- Copper**
- Antiqued Copper
 - Satin Copper (unlacquered)

SPECIALTY FINISHES

- Copper**
- Satin Nickel

- Aluminum**
- Coffee Bean
 - Gloss White
 - Silver Fog

OPTIONAL

- Fluorescent Remote Dimming



SHOWN IN
ANTIQUED BOYD BRASS

E10534 Tonic Sconce

5 3/8"

18 1/8"

3 1/8"

Height

18 1/8"

460 mm

Width

5 3/8"

137 mm

Projection

3 1/8"

79 mm

Net Wt.

8 lbs

3.6 kg

Backplate: 5" x 7" H; 127 x 178 mm

Center of outlet box to top of fixture:
9 1/8"; 232 mm

ADA compliant at any mounting height

UL listed (or equivalent) for wet locations

CE Approved version available upon special request (no upcharge)

Diffuser: bubble-infused clear glass

Also available in specialty powder coats

ADA

LAMPING

LED

• 6 total watts max

• Universal 120v-277v

• Standard 2700°K/90+ CRI

• ≈ 500 Fixture Lumens

• Lamps included with fixture

The LED lamps standard in this fixture can be dimmed using 0-10V low-voltage dimming controls and wiring.

CE Approved version available upon special request (no upcharge)

STANDARD FINISHES

• Antiqued Boyd Brass

• Blackened Brass

• Satin Brass

SPECIALTY FINISHES

• Satin Nickel

30 Liberty Ship Way Suite 3150 · Sausalito CA 94965 · T +1.415.778.4300 F +1.415.778.4319 · boydlighting.com
Designed by David Nosanchuk. All products FOB Colorado Springs, CO.
Please consult our website for current specifications. © 2014 Boyd Lighting

BACK



SHOWN IN
COFFEE BEAN

E10494

Mirage

ADA Sconce

7½"

4"

13"

13"

330 mm

7½"

191 mm

4"

102 mm

8 lbs

3.6 kg

Center of outlet box to top of fixture:
6¾"; 162 mm

ADA compliant at any height

UL listed (or equivalent) for wet locations

Fixture has an open framework (sans glass)

Fixture made of Stainless steel with a mirrored inside back panel

ADA

LAMPING

LED

- 8.7w max
- Standard 2700K/95+ CRI
- Universal 120v-277v
- ≈ 625 Fixture Lumens
- Lamps included with fixture

3000K LEDs may be available. Contact your rep for details.

Fixture can be dimmed using a two-wire phase-cut dimmer.

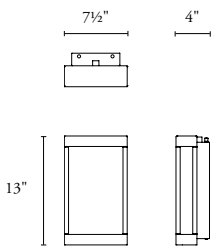
SPECIALTY FINISHES

- Coffee Bean
- Gloss White
- Satin Stainless St
- Silver Fog



SHOWN IN
SATIN NICKEL

E10494 **Mirage**
ADA Sconce



Height	Width	Projection	Net Wt.
13"	7½"	4"	8 lbs
330 mm	191 mm	102 mm	3.6 kg

Center of outlet box to top of fixture:
6³/₈"; 162 mm

ADA compliant at any height

UL listed (or equivalent) for wet locations

Fixture has an open framework (sans glass)

Fixture made of Stainless steel with a mirrored inside back panel



LAMPING

- LED**
- 8.7w max
 - Standard 2700K/95+ CRI
 - Universal 120v-277v
 - ≈ 625 Fixture Lumens
 - Lamps included with fixture

3000K LEDs may be available. Contact your rep for details.

Fixture can be dimmed using a two-wire phase-cut dimmer.

SPECIALTY
FINISHES

- Coffee Bean
- Gloss White
- Satin Stainless Steel
- Silver Fog

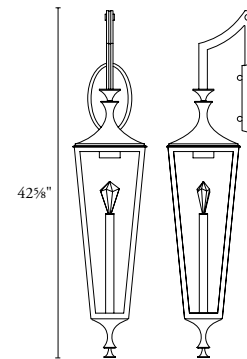
SHOWN IN
ANTIQUED BOYD BRASS



E10411 Regent Sconce

Height Width Projection Net Wt.

42⁵/₈" 8³/₄" 10¹/₂" 22 lbs
1083 mm 222 mm 267 mm 10 kg



Oval Backplate: 8" H x 4¹/₂" W; 203 x 114 mm

Center of outlet box to top of fixture:
11³/₈"; 289 mm

For ADA compliance, height of center outlet
box above finished floor: 111"; 2819 mm

UL listed (or equivalent) for wet locations

Fixture has an open framework (sans glass)

Optional interior powder coat

Made with Swarovski® elements

Swarovski® is a registered trademark

REQUIRED INFORMATION

- Flame Tip: Swarovski® elements crystal or Rock crystal. Color and veining of rock crystal will vary.

LAMPING

Halogen

- One, Bi-pin base, MRC-16, 50w max, 12v integral transformer
- Voltage 120v or 277v (non-dimming)

Lamp not included with fixture

LED

- 7.5w max
- ≈ 400 Fixture Lumens
- Standard 2700°K/90+ CRI
- Voltage 120v or 277v (non-dimming)
- Soraa high-efficacy JA-8 compliant lamp included

LED dimmable with electronic low-voltage dimmer switch

STANDARD FINISHES

- Antiqued Boyd Brass
- Blackened Brass

SPECIALTY FINISHES

- Satin Nickel

30 Liberty Ship Way Suite 3150 · Sausalito CA 94965 · T +1.415.778.4300 F +1.415.778.4319 · boydlighting.com

Designed by Roger Thomas. U.S. Patent No. D672,916. All products FOB Colorado Springs, CO.

Please consult our website for current specifications. © 2011 Boyd Lighting

BACK

om
ce

6¼"

Center of outlet box to top of fixture:
4"; 102 mm

For ADA compliance, height of center of
outlet box above finished floor:
91¼"; 2318 mm

UL listed (or equivalent) for wet locations

Front/side Diffusers: water white glass

Mirrored inside back panel

Photometric report and ies file available for
download at www.boydlighting.com

Height	Width	Projection	Net Wt.
15¼"	7½"	6¼"	15 lbs
387 mm	191 mm	159 mm	6.8 kg

LAMPING

LED

• Primary: 8.7w max

• Downlight: 3w max

• Standard 2700K/95+ CRI

• Universal 120v-277v

• ≈ 750 Fixture Lumens

• Lamps included with fixture

3000K LEDs may be available. Contact your
rep for details.

Fixture can be dimmed using a two-wire
phase-cut dimmer.

STA
FINI

E10362 Phantom
Sconce

7½"

6¼"

15¼"

Height

Width

Projection

Net Wt.

15¼"

7½"

6¼"

15 lbs

387 mm

191 mm

159 mm

6.8 kg

Center of outlet box to top of fixture:
4"; 102 mm

For ADA compliance, height of center of
outlet box above finished floor:
91¼"; 2318 mm

UL listed (or equivalent) for wet locations

Front/side Diffusers: water white glass

Mirrored inside back panel

Photometric report and ies file available for
download at www.boydlighting.com

SPE
FINI

• Anti

• Blac

• Satir

• Satir

LAMPING

LED

• Primary: 8.7w max

• Downlight: 3w max

• Standard 2700K/95+ CRI

• Universal 120v-277v

• ≈ 750 Fixture Lumens

• Lamps included with fixture

3000K LEDs may be available. Contact your
rep for details.

Fixture can be dimmed using 0-10v low
voltage dimming controls and wiring.

STANDARD
FINISHES

• Antiqued Boyd Brass

• Blackened Brass

• Satin Brass

SPECIALTY
FINISHES

• Satin Nickel

SHOWN IN
SATIN NICKEL

30 Liberty Ship Way Suite 3150 · Sausalito CA 94965 · T +1.415.778.4300 F +1.415.778.4319 · boydlighting.com

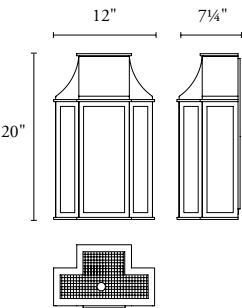
Designed by Brayton-Hughes Design Studio with Sherry Williamson. All products FOB Colorado Springs, CO.

Please consult our website for current specifications. © 2009 Boyd Lighting

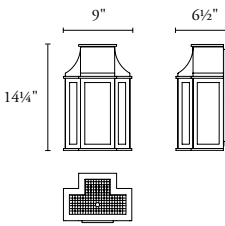
BACK



SHOWN IN
SATIN NICKEL

E10303 Belvedere II Sconce 	Height	Width	Projection	Net Wt.
	20" 508 mm	12" 305 mm	7 1/4" 184 mm	21 lbs 9.1 kg
Center of outlet box to top of fixture: 10"; 254 mm				
For ADA compliance, height of center of outlet box above finished floor: 90"; 2286 mm				
UL listed (or equivalent) for wet locations				
Bottom Diffuser: wire mesh inset in brass frame				
REQUIRED INFORMATION				
• Diffusers: frosted ribbed or clear ribbed glass				

LAMPING Incandescent <ul style="list-style-type: none">• One, Medium base, A-21, 100w max• Compatible with LED Screw-in lamps Lamp not included with fixture	STANDARD FINISHES <ul style="list-style-type: none">• Antiqued Boyd Brass• Blackened Brass• Satin Brass
LED: GU-24 Base lamping may be able to meet current energy legislation; available upon request	SPECIALTY FINISHES <ul style="list-style-type: none">• Satin Nickel
Fluorescent <ul style="list-style-type: none">• One, CFTR26W/GX24q or One, CFTR32W/GX24q or One, CFTR42W/GX24q• Universal 120v-277v Upcharges will apply for fluorescent dimming. Contact your local Boyd rep with the specification of the dimming control system being used.	OPTIONAL <ul style="list-style-type: none">• Fluorescent Dimming
Lamp not included with fixture.	

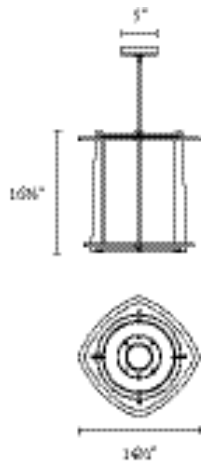
E10302 Belvedere I Sconce 	Height	Width	Projection	Net Wt.
	14 1/4" 362 mm	9" 229 mm	6 1/2" 165 mm	16 lbs 7.3 kg
Center of outlet box to top of fixture: 7 1/8"; 181 mm				
For ADA compliance, height of center of outlet box above finished floor: 87 1/8"; 2213 mm				
UL listed (or equivalent) for wet locations				
Bottom Diffuser: wire mesh inset in brass frame				
REQUIRED INFORMATION				
• Diffusers: frosted ribbed or clear ribbed glass				

LAMPING Incandescent <ul style="list-style-type: none">• One, Medium base, A-19, 60w max• Compatible with LED Screw-in lamps Lamp not included with fixture.	STANDARD FINISHES <ul style="list-style-type: none">• Antiqued Boyd Brass• Blackened Brass• Satin Brass
LED: GU-24 Base lamping may be able to meet current energy legislation; available upon request	SPECIALTY FINISHES <ul style="list-style-type: none">• Satin Nickel
Fluorescent <ul style="list-style-type: none">• One, CFTR26W/GX24q• Universal 120v-277v Upcharges will apply for fluorescent dimming. Contact your local Boyd rep with the specification of the dimming control system being used.	OPTIONAL <ul style="list-style-type: none">• Fluorescent Dimming
Lamp not included with fixture.	

SHOWN IN
SATIN COPPER



E20131 Premier, 4-Fin Grande Lantern



Height	Diameter	Cage Height	Net Wt. (Cu/Al)
Specify	14½"	167⁄8"	32/16 lbs 14.5/7.3 kg

Canopy: 5" dia x 1"; 127 x 25 mm
UL listed (or equivalent) for wet locations
Diffuser: satin white acrylic
Fixture constructed of either solid copper or solid aluminum
Unlacquered satin copper has no protective coating and will patina over time

REQUIRED INFORMATION

- Height Overall: 24" - 42"; 610 - 1067 mm

LAMPING

Incandescent
• One, Medium base, A-21, 150w max
• Compatible with LED Screw-in lamps

Lamp not included with fixture.

LED: GU-24 Base lamping may be able to meet current energy legislation; available upon request

Fluorescent
• One, CFTR26W/GX24q or
One, CFTR32W/GX24q or
One, CFTR42W/GX24q
• Outdoor rated at -17°C
• Universal 120v-277v

HID - Ceramic Metal Halide
• One, CMH39W/G8.5 (Outdoor rated at -30°C)

Upcharges will apply for fluorescent remote dimming. Contact your local Boyd rep with the specification of the dimming control system being used.

Lamp not included with fixture.

STANDARD FINISHES

Copper
• Antiqued Copper
• Satin Copper (unlacquered)

SPECIALTY FINISHES

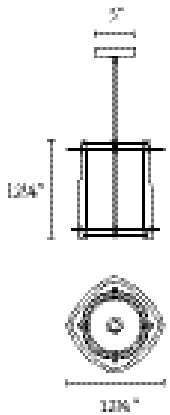
Copper
• Satin Nickel

Aluminum
• Coffee Bean
• Gloss White
• Silver Fog

OPTIONAL

- Fluorescent Remote Dimming

E20125 Premier, 4-Fin Lantern



Height	Diameter	Cage Height	Net Wt. (Cu/Al)
Specify	12¼"	12¾"	19/12 lbs 8.6/5.4 kg

Canopy: 5" dia x 1"; 127 x 25 mm
UL listed (or equivalent) for wet locations
Diffuser: white cased glass
Fixture constructed of either solid copper or solid aluminum
Unlacquered satin copper has no protective coating and will patina over time

REQUIRED INFORMATION

- Height Overall: 18" - 42"; 457 - 1067 mm

LAMPING

Incandescent
• One, Medium base, A-21, 150w max
• Compatible with LED Screw-in lamps

Lamp not included with fixture.

LED: GU-24 Base lamping may be able to meet current energy legislation; available upon request

Fluorescent
• One, CFTR26W/GX24q-3 (Outdoor rated at -10°C)
• Voltage 120v or 277v (non-dimming)

Upcharges will apply for fluorescent remote dimming. Contact your local Boyd rep with the specification of the dimming control system being used.

Lamp not included with fixture.

STANDARD FINISHES

Copper
• Antiqued Copper
• Satin Copper (unlacquered)

SPECIALTY FINISHES

Copper
• Satin Nickel

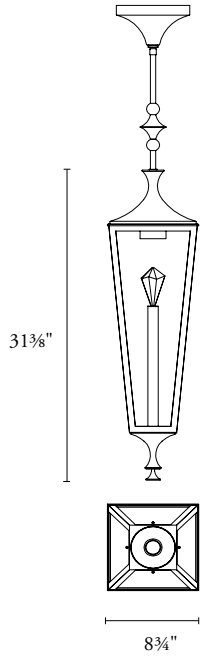
Aluminum
• Coffee Bean
• Gloss White
• Silver Fog

OPTIONAL

- Fluorescent Remote Dimming

SHOWN IN
SATIN NICKEL AND
GOLDEN GATE ORANGE POWDER COAT INTERIOR

E10409 Regent
Lantern



Height	Width	Frame Height	Net Wt.
Specify	8 3/4"	31 3/8"	25 lbs
	222 mm	797 mm	11.3 kg

Canopy: 7" dia x 4" H; 178 x 102 mm
UL listed (or equivalent) for wet locations
Fixture has an open framework (sans glass)
Optional interior powder coat
made with Swarovski® elements
Swarovski® is a registered trademark
Photometric report and ies file available for
download at www.boydlighting.com

REQUIRED INFORMATION

- Height Overall: 48" - 66"; 1219 - 1676 mm
- Flame Tip: Swarovski® elements crystal
or rock crystal. Color and veining of rock
crystal will vary.

LAMPING

- Halogen**
- One, Bi-pin base, MRC-16, 50w max, 12v
integral transformer
 - Voltage 120v or 277v (non-dimming)

Lamp not included with
fixture

- LED**
- 7.5 total watts
 - Voltage 120v or 277v (non-dimming)
 - ≈ 400 Fixture Lumens
 - Standard 2700°K/90+ CRI
 - Soraa high-efficacy JA-8 compliant lamp
included

LED dimmable with electronic low-voltage
dimmer switch

STANDARD
FINISHES

- Antiqued Boyd Brass
- Blackened Brass

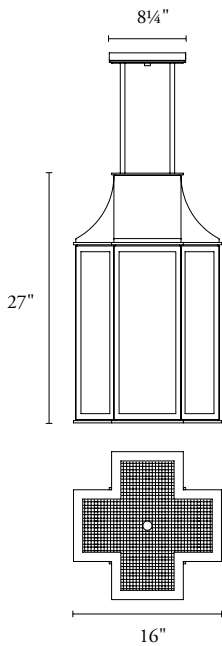
SPECIALTY
FINISHES

- Satin Nickel



SHOWN IN
ANTIQUED BOYD BRASS

E10309 Belvedere II Lantern



Height	Diameter	Frame Height	Net Wt.
Specify	16" square 406 mm	27" 659 mm	54 lbs 24.5 kg

Canopy: 8 1/4" square x 1 1/8"; 210 x 29 mm
UL listed (or equivalent) for wet locations
Bottom Diffuser: wire mesh inset in brass frame
Fixture has four stems

Fixture must be properly supported due to weight

REQUIRED INFORMATION

- Height Overall: 36" - 54"; 914 - 1372 mm
- Diffuser: frosted ribbed or clear ribbed glass

LAMPING

Incandescent

- Four, Medium base, T-10, 60w max each
- Compatible with LED Screw-in lamps

Lamps not included with fixture

LED: GU-24 Base lamping may be able to meet current energy legislation; available upon request

Fluorescent

- One, CFTR26W/GX24q or
- One, CFTR32W/GX24q or
- One, CFTR42W/GX24q
- Universal 120v-277v

Upcharges will apply for fluorescent dimming. Contact your local Boyd rep with the specification of the dimming control system being used.

Lamp not included with fixture.

STANDARD FINISHES

- Antiqued Boyd Brass
- Blackened Brass
- Satin Brass

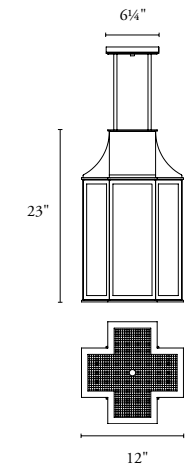
SPECIALTY FINISHES

- Satin Nickel

OPTIONAL

- Fluorescent Dimming

E10308 Belvedere I Lantern



Height	Diameter	Frame Height	Net Wt.
Specify	12" square 305 mm	23" 584 mm	45 lbs 20.4 kg

Canopy: 6 1/4" square x 1 1/8"; 159 x 29 mm
UL listed (or equivalent) for wet locations
Bottom Diffuser: wire mesh inset in brass frame
Fixture has four stems

Fixture must be properly supported due to weight

REQUIRED INFORMATION

- Height Overall: 30" - 48"; 762 - 1219 mm
- Diffuser: frosted ribbed or clear ribbed glass

LAMPING

Incandescent

- Four, Medium base, T-10, 60w max each
- Compatible with LED Screw-in lamps

Lamps not included with fixture

LED: GU-24 Base lamping may be able to meet current energy legislation; available upon request

Fluorescent

- One, CFTR26W/GX24q or
- One, CFTR32W/GX24q or
- One, CFTR42W/GX24q
- Universal 120v-277v

Upcharges will apply for fluorescent dimming. Contact your local Boyd rep with the specification of the dimming control system being used.

Lamp not included with fixture.

STANDARD FINISHES

- Antiqued Boyd Brass
- Blackened Brass
- Satin Brass

SPECIALTY FINISHES

- Satin Nickel

OPTIONAL

- Fluorescent Dimming

FINISH OPTIONS

Depending on the fixture chosen, the following finishes are available:

POLISHED METAL

Base metal polished to a high lustre and buffed using jeweler’s rouge. Finish is clear-coated. Base metal is the same as the finished surface metal, except for polished nickel finish. (This is nickel electroplated over brass or bronze base metal.)

P/B	Polished Brass
P/CP	Polished Copper
P/N	Polished Nickel
PC	Polished Chrome
PA	Polished Aluminum

SATIN METAL

Base metal is finely satin-buffed, then clear-coated. The base metal is the same as the finished surface metal, except for Satin Nickel finish. (This is nickel electroplated over a satin brass or bronze base metal.) *For the exterior products only, satin copper is unlacquered. It has no protective coating and will patina over time.

S/A	Satin Aluminum	S/B	Satin Brass
S/CP	Satin Copper*	S/N	Satin Nickel
S/ST	Satin Stainless Steel	SA/PA	Satin Aluminum with Polished Accents

GOSSAMER METAL

Base metal finely satin-buffed, producing a subtle circular pattern that gently catches light and shadow, then clear-coated. Gossamer Gold is finished with a tinted top coat.

G/A	Gossamer Aluminum
G/G	Gossamer Gold (brass)
G/ST	Gossamer Stainless Steel

ANTIQUED METAL

Base metal finely satined-buffed, gently hand-rubbed with a darkening agent. Clear lacquer or clear powder coat is applied to protect the finish.

AB/A	Antiqued Boyd Aluminum
AB/B	Antiqued Boyd Brass
A/CP	Antiqued Copper
AB/N	Antiqued Boyd Nickel
BK/A	Blackened Aluminum
BK/BS	Blackened Brass

PAINT

White	True white, satin finish
WG/P	White Gold Paint
YG/P	Yellow Gold Paint
T/W	White primer

ORMOLU SERIES

Solid yellow bronze casting. Nickel finish is nickel electroplated over yellow bronze.

A/YBZ	Antiqued Yellow Bronze
BK/YBZ	Blackened Yellow Bronze
NK	Bright Nickel

LEATHER

Alcott Tan	Warm tan leather with harvest gold stitching
Emerson Brown	Dark brown leather with harvest gold stitching
Poe Black	Classic black leather with khaki stitching

ASPEN SERIES

Solid bronze casting with wood grain texture. Nickel finish is nickel electroplated over bronze.

D/BZ	Dark Bronze	L/BZ	Light Bronze
N/BZ	Natural Bronze	NK	Nickel

HAND-APPLIED LEAF

A/LF	Aluminum	Silver-like, gloss metallic finish
WG	White Gold	12 kt Italian white gold
YG	Yellow Gold	22 kt Italian yellow gold

POWDER COAT

B/GR	Black Granite	Black, textured finish
C/BZ	Cinnamon Bronze	Dark bronze finish
CL	Cloud	Soft satin white
CO	Coal	Soft satin black
G/GO	Golden Gate Orange	Orange, matte finish
GW	Gloss White	White, glossy finish
MW	Matte White	White, textured finish
SF	Silver Fog	Shimmery, silver finish
SG	Sterling Gold	Shimmery, pale gold finish
CB	Coffee Bean	Dark, espresso finish
PR/G	Prismatic Gold	Burnished brass appearance
MK	Milk	Creamy white finish
SBG	Sunbeam Gold	Similar tone to yellow gold leaf

WOOD

Imperial Red	Red stain over distressed pine
Gold Cerused Oak	Gold pores over espresso
Silver Cerused Oak	Silver pores over tawny
Mahogany	Clear stain over mahogany wood
Natural Maple	Clear finish over natural maple
Natural Walnut	Clear finish over natural walnut
Dark Walnut	Walnut stain over cherry or mahogany veneer
Black Cerused Oak	Black stain with white pores
White Limed Oak	White satin finish over white oak
Grey Cerused Oak	Satin grey stain with white pores

SHAGREEN

Charcoal	Dark grey
Chocolate	Dark brown
Peony	Faded red
Sage Green	Light grey-green
Sand	Pale peachy-beige